

TABLE OF CONTENTS

DEPARTMENT	JUNIOR FAIR PAGE #	OPEN CLASS PAGE #
ANIMAL & VET SCIENCE.....	50	
BEEF	28	93
BOOTHS	88	
CATS.....	52	
CHILD DEVELOPMENT	86	
CLOTHING.....	81	108
COMPUTERS	71	
CROCHETING	84	109
CULTURAL ARTS.....	62	102
DAIRY	26	91
DEMONSTRATIONS AND PRESENTATIONS	87	
DOGS	47	
ELECTRICITY	73	
EXOTIC ANIMALS	51	
EXPLORING-CLOVERBUDS	61	
FLOWERS AND PLANTS.....	55	100
FOODS	77	106
GOATS.....	34	95
HEALTH, POLITICAL AND SOCIAL SCIENCE.....	89	
HOME FURNISHINGS.....	85	110
HORSES.....	37	
KNITTING.....	84	109
MECHANICAL	74	
NATURAL SCIENCES	57	102
PHOTOGRAPHY	69	105
PLANT & SOIL	53	98
POULTRY.....	43	96
RABBITS	45	97
SCHOOL EXHIBITS	90	
SHEEP.....	32	93
SWINE	30	
WOODWORKING	71	
YOUTH LEADERSHIP/SELF DETERMINED	88	
OTHER		PAGE #
PLAQUE SPONSORS		6-9
2011-2012 CHECK-IN/JUDGING SCHEDULE		2-5
2011 OPEN CLASS ENTRY BLANK		11
2012 OPEN CLASS ENTRY BLANK		13
REGULATIONS		15-25
PIERCE COUNTY FAIR COMMITTEE MEMBERS & STAFF		4

TABLE OF CONTENTS

2011 and 2012 JUNIOR and OPEN FAIR JUDGING SCHEDULE –
PIERCE COUNTY FAIR
AUGUST 11 - 14, 2011 and AUGUST 9 - 12, 2012

JUNIOR FAIR DEPT	CHECK-IN TIME	JUDGING TIME	WHERE JUDGED
1J Dairy	<i>Wednesday 5 – 9 pm Thursday 10 – 3 pm</i>	Saturday 9 am	Arena
2J Beef	<i>Wednesday 5 – 9 pm Thursday 8 - Noon</i>	Friday 9 am	Arena
3J Swine	<i>Wednesday 5 – 9 pm Thursday 8 - Noon</i>	<i>Thursday 4:30 pm</i>	Drewiske Arena
4J Sheep	<i>Wednesday 5 – 9 pm</i>	Thursday 1 pm	Drewiske Arena
5J Goats	<i>Wednesday 5 – 9 pm</i>	Friday 1 pm	Drewiske Arena
6J Horses	<i>Wednesday 5 – 9 pm Thursday 8 - Noon</i>	SEE HORSE SECTION	Horse Arena
7J Poultry	<i>Tuesday 4:30 – 7 pm</i>	Wednesday 8:30 am	<i>Silver Barn</i>
8J Rabbits & Cavies Any other small animals	<i>Tuesday 4:30 – 7 pm Wednesday 7:00 – 8 am</i>	Wednesday 8:30 am <i>Before rabbits & cavies</i>	<i>Silver Barn</i>
9J Dogs <i>Obedience</i>	Saturday BEFORE Fair 8 am	Saturday BEFORE Fair 9 am	Arena
<i>Puppy Manners</i>	<i>Saturday BEFORE Fair 8 am</i>	<i>Saturday BEFORE Fair 8:30 am</i>	<i>Arena</i>
Showmanship	Monday 7:30 - 7:45 am	Monday 8 am	Arena
Agility	Monday 9 – 9:30 am	Monday <i>AFTER Showmanship</i>	Arena
10J Animal & Vet Science	Wednesday Noon – 8 pm	Thursday 9 am	Upstairs Round Barn
	(LIVE ANIMAL) Thursday Prior to 9 am	Thursday 9 am	Upstairs Round Barn
11J Domestic Exotic Animals	(NON) Wednesday Noon – 8 pm	Thursday 9 am	Upstairs Round Barn
	(LIVE ANIMAL) Thursday Prior to 8 am	Thursday 9 am	Horse Warm Up Arena
13J Cats	Friday BEFORE Fair 1 -1:45 pm	Friday BEFORE Fair 2 pm	Round Barn
14J Plant & Soil Science	Wednesday Noon – 8 pm	Thursday 9 am	Upstairs Round Barn

JUNIOR FAIR DEPT	CHECK-IN TIME	JUDGING TIME	WHERE JUDGED
15J Flowers, Cut/Arrangements /Houseplants	<i>Wednesday Noon – 8 pm</i>	<i>Thursday 9 am</i>	Lower Round Barn
16J Natural Science	Wednesday Noon – 8 pm	Thursday 9 am	Upstairs Round Barn
Archery , Air Rifle & <i>Air Pistol</i> Class (R,S,T,U,Y)	Sunday BEFORE Fair 11 – 1 pm	Sunday BEFORE Fair 11 am	Blue Barn/Arena
.22 Rifle, Shotgun & Muzzle loading Contest Class (V,W,X)	Saturday BEFORE Fair	Saturday BEFORE Fair	River Falls Rifle Club
17J Exploring & Cloverbuds	Monday Noon – 6 pm CONF	Monday Noon – 6 pm CONF	Seyforth Building
18J Cultural Arts (Class A-L, O, P, R)	Tuesday 1 – 7 pm NON-CONF ITEMS	Wednesday 9 am	Seyforth Building
Class (M, N, S-X)	Tuesday 1 – 7 pm CONF	Tuesday 1 – 7 pm CONF	Seyforth Building
Music & Dance – All Class Q	Monday 3:30 pm CONF	Monday 3:30 pm CONF	Lower Round Barn
20J Photography	<i>Tuesday 1 – 7 pm CONF</i>	<i>Tuesday 1 – 7 pm CONF</i>	<i>Home Economics</i>
21J Computers	PRIOR to Fair	PRIOR to Fair	TO BE DETERMINED
22J Woodworking	<i>Wednesday Noon – 8 pm</i>	<i>Thursday 9 am</i>	Lower Round Barn
23J Electricity	PRIOR to Fair	PRIOR to Fair	TO BE DETERMINED
24J Mechanical Projects	Wednesday Noon – 8 pm	Thursday 9 am	Upstairs Round Barn
<i>Aerospace Construction</i> (Class C-F)	<i>Wednesday Noon – 8 pm</i>	Thursday 9 am	Upstairs Round Barn
<i>Legos & Geospatial –(Classes B & L)</i>	<i>PRIOR to Fair</i>	PRIOR to Fair	<i>TO BE DETERMINED</i>
Robotics – Class K	PRIOR to Fair	PRIOR to Fair	TO BE DETERMINED
Rocket & Model Plane Launch (Class P & Q)	<i>Sunday 8:30-9:00 am</i>	Sunday 9 am	Grandstands
25J Food & Nutrition (Class A-D)	<i>Tuesday 1 – 7 pm NON-CONF ITEMS</i>	<i>Wednesday 9 am</i>	Seyforth Building
Food Preservation (Class E-F)	Tuesday 1 – 7 pm CONF	<i>Tuesday 1 – 7 pm CONF</i>	Seyforth Building
26J Clothing	<i>Tuesday 1 – 7 pm CONF</i>	<i>Tuesday 1 – 7 pm CONF</i>	Seyforth Building
27J Knitting & Crocheting	<i>Wednesday Noon – 8 pm</i>	<i>Thursday 9 am</i>	<i>Upstairs Round Barn</i>
28J Home Furnishings	<i>Wednesday Noon – 8 pm</i>	<i>Thursday 9 am</i>	<i>Upstairs Round Barn</i>

JUNIOR FAIR DEPT	CHECK-IN TIME	JUDGING TIME	WHERE JUDGED
29J Child Development	<i>Tuesday 1 – 7 pm CONF</i>	<i>Tuesday 1 – 7 pm CONF</i>	<i>Home Economics</i>
31J Presentations – Classes E,F	Mon. 8 am – 4 pm & Tues. 8 – 11 am	Tuesday 1 – 7 pm CONF	<i>Home Economics</i>
32J Booths	<i>Tuesday Noon – 6 pm Wednesday 9 – 7:30 pm</i>	Thursday 9 am	Upstairs Round Barn
33J Youth Leadership	Tuesday 1 – 7 pm CONF	Tuesday 1 – 7 pm CONF	Home Economics
34J Health & Political Science	Tuesday 1 – 7 pm CONF	Tuesday 1 – 7 pm CONF	Home Economics
35J School Exhibits	Wednesday Noon – 8 pm	Thursday 9 am	Upstairs Round Barn

PIERCE COUNTY FAIR

COMMITTEE MEMBERS

Jerry Kosin, Chairperson
 Dan Reis, Vice-Chairperson
 Greg Place, Member
 Don Rohl, Member
 LeRoy Peterson, Member
 Bob Traynor, Citizen Member

Seyforth Building
 364 North Maple – Box 922
 Ellsworth, WI 54011
 715-273-6874
 715-273-6789
 Fax 715-273-6861

ADVISORY MEMBERS AND STAFF

Ann M Webb, Fair Coordinator
 Frank Ginther, 4-H Youth Development Agent
 Lori Zierl, Family Living Agent
 Ginny Huber, Commercial Exhibits
 Ken Hines, Groundskeeper
 Cindy Miller, Support Staff
 Barb Fritz-Muhlhausen, Support Staff
 Sandy Radkey, Support Staff

OPEN CLASS JUDGING SCHEDULE

OPEN CLASS DEPT	CHECK-IN TIME	JUDGING TIME	WHERE JUDGED
101 Dairy	<i>Wednesday 5 – 9 pm Thursday 10 – 3 pm</i>	Friday 9 am	Arena
102 Beef	<i>Wednesday 5 – 9 pm Thursday 8 – Noon</i>	Friday AFTER Dept 2J	Arena
104 Sheep	<i>Wednesday 5 – 9 pm</i>	Thursday AFTER Dept 4J	Drewiske Arena
105 Goats	<i>Wednesday 5 – 9 pm</i>	Friday AFTER 5J	Drewiske Arena
107 Poultry	Tuesday 4:30 -7:00 pm	Wednesday AFTER Dept 7J	Poultry Building
108 Rabbits	Tuesday 4:30 – 7:00 pm	Wednesday AFTER Dept 8J	Rabbit Building
114 Plant & Soil Science	Wednesday Noon – 8 pm	Thursday 9 am	Upstairs Round Barn
115 Open Flowers & Houseplants Cut Flowers & Arrangements	Wednesday Noon – 4 pm	Wednesday 5 pm	Lower Round Barn
<i>Container Gardening/Houseplants</i>	Wednesday Noon – 8 pm	<i>Wednesday pm AFTER Class A & B</i>	Lower Round Barn
116 Natural Science	Wednesday Noon – 5 pm	Wednesday 5:30 pm	Home Economics
118 Cultural Arts	Wednesday Noon – 8 pm	Thursday 9 am	Home Economics
120 Photography	Wednesday Noon – 8 pm	Thursday 9 am	Home Economics
125 Foods & Nutrition	Wednesday Noon – 8 pm	Thursday 9 am	Home Economics
126 Clothing	Wednesday Noon – 8 pm	Thursday 9 am	Home Economics
127 Knitting & Crocheting	Wednesday Noon – 8 pm	Thursday 9 am	Home Economics
128 Home Furnishings	Wednesday Noon – 8 pm	Thursday 9 am	Home Economics

A SINCERE APPRECIATION IS EXTENDED TO THE FOLLOWING PEOPLE WHO HAVE SPONSORED AWARDS FOR THE 2011 AND 2012 PIERCE COUNTY FAIRS - WE THANK YOU!

JUNIOR FAIR DAIRY PLAQUES

Junior Champion Registered Holstein Female - Sponsored by Pierce-Pepin Holstein Club
Senior Champion Registered Holstein Female - Sponsored by Pierce-Pepin Holstein Club
Junior Champion Grade Holstein Female - Sponsored by Elm Valley Veterinary Clinic
Senior Champion Grade Holstein Female in Memory of Jim Raleigh - Sponsored by Craig & Beth Inqli Family
Junior Champion Registered Jersey Female - Sponsored by Linehan Jersey's
Senior Champion Registered Jersey Female - Sponsored by ABS Global
Junior Champion Grade Jersey Female - Sponsored by Cady Cheese Factory Inc.
Senior Champion Grade Jersey Female - Sponsored by Cady Cheese Factory Inc.
Junior Champion Registered Guernsey Female - Sponsored by Family Dairies USA
Senior Champion Registered Guernsey Female - Sponsored by Security Financial Bank, Durand and River Falls
Junior Champion Grade Guernsey Female - Sponsored by Family Dairies USA
Senior Champion Grade Guernsey Female - Sponsored by Family Dairies USA
Junior Champion Registered Brown Swiss Female - Sponsored by Ag Partners/Western WI Nutrition
Senior Champion Registered Brown Swiss Female - Sponsored by Peter & Cathie Morrow
Junior Champion Grade Brown Swiss Female - Sponsored by Galgowski's Laurel Hill Farm
Senior Champion Grade Brown Swiss Female - Sponsored by Ag Partners/Western WI Nutrition
Supreme Champion Registered Dairy Female - Sponsored by Ellsworth Cooperative Creamery
Reserve Supreme Champion Registered Dairy Female - Sponsored by Ron & Sue Thompson
Supreme Champion Grade Dairy Female - Sponsored by Ellsworth Cooperative Creamery
Reserve Supreme Champion Grade Dairy Female - Sponsored by Western Wisconsin Nutrition
Champion Dairy Showman Grades 3-4 - Sponsored by Spring Valley FFA
Champion Dairy Showman Grades 5-6 - Sponsored by Brian's Repair, Beldenville
Champion Dairy Showman Grades 7-8 - Sponsored by Cady Cheese Factory Inc.
Champion Dairy Showman Grades 9-10 - Sponsored by Honeycrest Farms, Inc.
Champion Dairy Showman Grades 11-13 - Sponsored by Peter & Cathie Morrow
Grand Champion Dairy Showman - Sponsored by Olivet Otters 4-H Club
Best Fitted Dairy Animal - Sponsored by Family Dairies USA
Dairy Showmanship Premiums - Sponsored by Western Wisconsin Nutrition
Dairy Herdsmanship Premiums - Sponsored by AgSource Cooperative Services
Best Fitted Dairy Premiums - Sponsored by Honeycrest Farms, Inc. and Dr. Frank During
Club Dairy Herd Premiums - Sponsored by Ag Star Financial Services, ACA

JUNIOR FAIR BEEF PLAQUES

Grand Champion Beef Steer - Sponsored by Capatske Cattle Company
Reserve Grand Champion Beef Steer - Sponsored by Central Livestock Association
Grand Champion Registered Beef Breeding Animal - Sponsored by Country Partners 4-H Club
Reserve Grand Champion Registered Beef Breeding Animal - Sponsored by David H. Miller
Grand Champion Dairy Steer - Sponsored by Sailer's Food Market and Meat Processing Inc., Elmwood
Reserve Grand Champion Dairy Steer - Sponsored by Pierce Veterinary Clinic, Dr. Frank During
Champion Rate of Gain Dairy Beef - Sponsored by Livestock Committee
Reserve Champion Rate of Gain Dairy Beef - Sponsored by Geraets Custom Services
Grand Champion Grade Beef Breeding Animal - Sponsored by Town & Country 4-H Club
Reserve Grand Champion Grade Beef Breeding Animal - Sponsored by Hines Auction Service, Jack & Jeff Hines
Champion Senior Showman - Sponsored by Ed Rohl Construction, Ed & Amy Rohl
Champion Intermediate Showman - Sponsored by Elmwood FFA
Champion Beginner Showman in Memory of Bert Rohl - Sponsored by Don Rohl Family
Club Beef Herd Premiums - Sponsored by River Falls Mutual Insurance Company
Beef Herdsmanship Premiums - Sponsored by Royal Rushers 4-H Club
Champion Beef Steer Carcass - Sponsored by M&I Bank
Champion Dairy Steer Carcass - Sponsored by Elmwood FFA
Reserve Champion Beef Steer Carcass - Sponsored by Valley Villas Assisted Living, Spring Valley
Reserve Champion Dairy Steer Carcass - Sponsored by Rohl Family Dairy, Mike & Amanda Rohl
Champion Rate of Gain Beef - Sponsored by Jason Huppert Memorial
Reserve Champion Rate of Gain Beef - Sponsored by Jason Huppert Memorial

JUNIOR FAIR SHEEP PLAQUES

Grand Champion Sheep Showmanship – Sponsored by JJ’s Tractor Painting
Champion Market Lamb - Sponsored by Richardson Tax & Accounting, Baldwin
Champion Market Lamb Carcass - Sponsored by Stanley Denzer Suffolks
Champion Rate of Gain Sheep - Sponsored by Livestock Committee
Reserve Champion Rate of Gain Sheep - Sponsored by Geraets Custom Services

JUNIOR FAIR GOAT PLAQUES

Grand Champion Meat Goat - Sponsored by Magnusson Veterinary Service
Champion Best Fitted Goat - Sponsored by Green Clovers 4-H Club
Grand Champion Dairy Goat - Sponsored by John & Linda Steele Family
Grand Champion Goat Showman - Sponsored by Pierce County Goat Committee

JUNIOR FAIR HORSE PLAQUES

Champion Regular Showmanship - Sponsored by Pierce County Herald, Ellsworth
Champion Regular Stock Seat Equitation - Sponsored by Western Wisconsin Nutrition
Champion Regular Western Pleasure - Sponsored by Magnusson Veterinary Services
Champion Regular English Equitation - Sponsored by M&I Bank
Champion Regular English Pleasure - Sponsored by Feuerhelm Langer Ltd.
Champion Pony English Pleasure - Sponsored by Plainview Stables
Champion Pony Western Pleasure - Sponsored by Kinni-Croix Veterinary Hospital, Dr. Dick Jones-Witthuhn

JUNIOR FAIR POULTRY PLAQUES

Grand Champion Poultry - Sponsored by Steve and Virginia Geraets, Elmwood
Reserve Grand Champion Poultry - Sponsored by Fancy Doers 4-H Club
Champion Beginner Poultry Showmanship - Sponsored by Steve and Virginia Geraets, Elmwood
Champion Intermediate Poultry Showmanship - Sponsored by Murray McMurray Hatchery
Champion Senior Poultry Showmanship - Sponsored by Joe Fusilier Family

JUNIOR FAIR RABBIT PLAQUES

Champion Beginner Rabbit Showman - Sponsored by Archer Daniels Midland Co.
Champion Intermediate Rabbit Showman - Sponsored by Archer Daniels Midland Co.
Champion Senior Rabbit Showmanship - Sponsored by Nthole Animal Supply
Grand Champion Rabbit Showmanship – Sponsored by River Ramblers 4-H Club
Champion Meat Rabbit - Sponsored by Maiden Rock Rockets 4-H Club
Grand Champion Rabbit - Sponsored by Steve & Virginia Geraets, Elmwood
Reserve Grand Champion Rabbit - Sponsored by Andrea Nthole Family
Champion Any Other Small Animal - Sponsored by Steve & Virginia Geraets, Elmwood
Grand Champion Cavy - Sponsored by River Valley Cavy Fanciers
Grand Champion Cavy Showmanship – Sponsored by Valley Eagles 4-H Club

JUNIOR FAIR SWINE PLAQUES

Champion Market Barrow - Sponsored by Ellsworth FFA
Champion Market Gilt - Sponsored by RT Farms, Spring Valley
Grand Champion Swine Showman - Sponsored by Town & Country 4-H Club
Champion Swine Carcass - Sponsored by Rock Elm Skyrockets 4-H Club
Reserve Champion Swine Carcass - Sponsored by Spring Valley FFA
Champion Rate of Gain Swine - Sponsored by Kiefer Construction
Reserve Champion Rate of Gain Swine - Sponsored by Geraets Custom Services

JUNIOR FAIR DOG PLAQUES

Champion Pre-Novice A - Sponsored by A & R Cabinets, Inc. - Andy & Rose Rudesill
Champion Pre-Novice B - Sponsored by Arneson Insurance Inc., Spring Valley
Champion Novice Combined - Sponsored by Kurt & Laura Funk
Grand Champion Pre-Novice through Graduate Novice - Sponsored by Magnusson Veterinary Service
Champion Graduate Novice - Sponsored by Royal Rushers 4-H Club
Champion Pre-Open - Sponsored by First Bank of Baldwin
Champion Open Combined - Sponsored by Vezina Veterinary Clinic
Champion Pre-Utility – Sponsored in Memory of Matt Seibel by J & S Machine, Inc.
Champion Utility - Sponsored by Overdale Kennel
Grand Champion Pre-Open and Above - Sponsored by Overdale Kennel
Champion Beginner Dog Showmanship - Sponsored by Painted Hollow Farm, Mark & Diana Alfuth
Champion Intermediate Dog Showmanship - Sponsored by Pierce County Dog Committee
Champion Senior Dog Showmanship - Sponsored by Claudia Traynor CPA, Spring Valley
Grand Champion Dog Showmanship - Sponsored by Valley Eagles 4-H Club
Best Groomed Dog - Sponsored by Diamond Aire Kennel
Best Costumed Dog - Sponsored by Beldenville Vet Service – Dr. Terri Rinke
Champion Beginner Elementary Agility - Sponsored in Memory of Ruth Van Keuven
Champion Beginner Agility - Sponsored by Pierce County Dog Committee
Champion Intermediate Agility - Sponsored by Painted Hollow Farm, Mark & Diana Alfuth
Champion Senior Agility - Sponsored by Elm Valley Veterinary Clinic
Champion Puppy Manners - Sponsored by Donna & Tom Danielson

OTHER JUNIOR FAIR PLAQUES

Grand Champion Exploring – Sponsored by Fancy Doer’s 4-H Club
Grand Champion Animal & Veterinary Science - Sponsored by Cloverleaf 4-H Club
Champion Intermediate Domesticated Exotic Animals – Sponsored by Kathy & John Sutherland Family
Champion Senior Domesticated Exotic Animals – Sponsored by Valley View Acres, Norris and Kay Berg
Grand Champion Cat - Sponsored by Country Partners 4-H Club
Grand Champion Plant & Soil - Sponsored by Country Partners 4-H Club
Grand Champion Flowers & Plants - Sponsored by Country Partners 4-H Club
Grand Champion Natural Science - Sponsored by Martell Rushers 4-H Club
Grand Champion Cultural Arts All Remaining Classes - Sponsored by Rock Elm Skyrockets 4-H Club
Grand Champion Cultural Arts Pottery/Ceramics – Sponsored by Brian’s Repair, Beldenville
Grand Champion Cultural Arts Drawing/Painting – Sponsored by Brian’s Repair, Beldenville
Champion Ceramics (Grade 9-13) – Sponsored by Arnold & Evelyn Johnson
Grand Champion Photography - Sponsored by Western Wisconsin Photographic Club
Grand Champion Electricity - Sponsored by Baldwin Telecom Inc.
Grand Champion Mechanical Science - Sponsored by Randy & Bobbi Spence Family in Memory of Vernon Spence
Grand Champion Foods & Nutrition - Sponsored by Olivet Otters 4-H Club
Grand Champion Clothing - Sponsored by First National Bank of River Falls
Grand Champion Home Furnishings - Sponsored by Spring Valley Home Health Services
Grand Champion Family & Child Development - Sponsored by Martell Rushers 4-H Club
Champion Jr. Fair Booth - Sponsored by Sunshine Child Care and Learning Center of Spring Valley
Grand Champion Youth Leadership/Self Determined - Sponsored by Troy Klecker Family
Grand Champion Jr. Health, Political & Social Science – Sponsored by Spring Valley Health and Rehabilitation Center
Grand Champion Woodworking – Sponsored by Olaf Hendrickson Family
Champion Bare Bow Archery – Sponsored by Andrews Archery
Champion Freestyle Limited Archery – Sponsored by Andrews Archery
Champion Freestyle Unlimited Archery – Sponsored by Andrews Archery

OPEN CLASS PLAQUES

Grand Champion Holstein Female - Sponsored by Pierce-Pepin Holstein Club
Open Class Holstein Purebred Junior Champion – Sponsored by Fantasee-Bound Holsteins, Jason & Cathy Deiss
Open Class Dairy Ribbons 5th-10th place - Sponsored by Oakbourne Farms and Dean & Sherry Gilles
Grand Champion Open Poultry – Sponsored by Security Financial Bank, Durand and River Falls

Grand Champion Open Purebred Rabbit - Sponsored by First National Bank of River Falls
Reserve Grand Champion Purebred Open Rabbit – Sponsored by Andrea Nthole Family
Grand Champion Photography – Sponsored by Western Wisconsin Photographic Club

TRACTOR PULL SPONSORS

CarQuest Auto Parts
Johnson Sanitation Inc. – Dan & Denise Hager
Tractor Central Durand
Bernard’s of River Falls
Hydraulic Component Repair Service Inc.
Ellsworth Auto Parts, Inc.
River Falls Tire Co.
County Board Supervisor – Don Rohl
Fischer Tractor Repair
Nutsy Repair
River Falls State Bank

Remember to thank the sponsors who supported the plaques!

PLAQUE SPONSORS

**JR. FAIR (4-H & FFA) ENTRY FORMS ARE DUE TO THE
UW EXTENSION OFFICE BY JUNE 1ST.**

**OPEN CLASS FAIR ENTRY FORMS ARE DUE AT THE
PIERCE COUNTY FAIR OFFICE BY JUNE 22ND.**

■ ■ PLEASE ■ ■

**Remember to thank the
sponsors who
supported the plaques!**



**Contact the Fair Office if you are interested in helping out for a
few hours at the Fair
715-273-6874**

NOTICE TO ALL DAIRY EXHIBITORS

If you are entering in Junior Fair or Open Class Dairy, it is necessary for you to complete this form when submitting your entry form.

If you are not bringing a milking dairy animal to this year's Fair, please skip to the bottom of the form and check the box marked "I will not be bringing a milking animal".

If you will be bringing a milking dairy animal to this year's Fair, this form is very important for you to complete.

Since the milk received during the Fair is shipped to the Ellsworth Creamery, we need each producer of milk to identify if their milk is BGH free or not. Ellsworth Creamery became a BGH free milk plant and therefore can not take any milk containing BGH.

_____ I will NOT be bringing a milking dairy animal to the 2011 Pierce County Fair in either the Jr. or Open Dairy department.

_____ I will be bringing milking dairy animal(s) to the 2011 Pierce County Fair

_____ My milking animal(s) is BGH free

_____ My milking animal(s) have been injected with "rbST"

Signature

Date

Print Name

NOTICE TO ALL DAIRY EXHIBITORS

If you are entering in Junior Fair or Open Class Dairy, it is necessary for you to complete this form when submitting your entry form.

If you are not bringing a milking dairy animal to this year's Fair, please skip to the bottom of the form and check the box marked "I will not be bringing a milking animal".

If you will be bringing a milking dairy animal to this year's Fair, this form is very important for you to complete.

Since the milk received during the Fair is shipped to the Ellsworth Creamery, we need each producer of milk to identify if their milk is BGH free or not. Ellsworth Creamery became a BGH free milk plant and therefore can not take any milk containing BGH.

_____ I will NOT be bringing a milking dairy animal to the 2012 Pierce County Fair in either the Jr. or Open Dairy department.

_____ I will be bringing milking dairy animal(s) to the 2012 Pierce County Fair

_____ My milking animal(s) is BGH free

_____ My milking animal(s) have been injected with "rbST"

Signature

Date

Print Name

GATE ADMISSION RATES

Single Admission.....	\$5.00
(For adults and children 8 years of age and over)	
Admission to grounds for children	Free
(7 years and younger accompanied by parent or guardian)	
Season Ticket, not transferable.....	\$10.00
(8 years and over)	
Open Class Exhibitor's Ticket.....	\$10.00
(Not transferable)	
Junior Fair Season Ticket	\$5.00
(Not transferable)	

Season tickets may be purchased in advance at various business establishments throughout the county.

Admission on "Senior Citizen's Day" Friday, will be \$2.00 for Senior citizens 62 years and better. Gate admission charges will begin at 7:00 a.m. on Thursday and end at 4:30 p.m. Sunday. One Complimentary Season Ticket will be issued on entry day to each open class exhibitor with five (5) or more head of cattle, or four (4) or more pens of sheep.

REGULATIONS FOR PIERCE COUNTY FAIR EXHIBITORS

ENTERING YOUR EXHIBIT PRIOR TO FAIR

PRIOR TO ENTERING YOUR EXHIBITS IN THE FAIR YOU MUST UNDERSTAND AND ACCEPT THE FOLLOWING CONDITIONS:

1. Exhibitors of animals, moving machinery, and other potential hazardous or harmful exhibits are responsible for guarding and supervising their exhibits and protecting the public from coming in contact with such exhibits in such a way that may cause harm. All exhibitors shall indemnify Pierce County from and against all claims and demands, costs, charges, and expenses which it may occur, suffer or be put to by reason of any exhibit not properly guarded and/or supervised. Presentation of exhibitor's entry form shall be deemed acceptance of this provision. The Fair will take reasonable precautions to assist in ensuring that exhibits are not lost, stolen or damaged, but the exhibitors assume the liability of such potential loss when entering exhibits in the fair. If any exhibit is damaged, lost or stolen, the Pierce County Fair will take reasonable steps to assist in the recovery of the same, but will not be liable for any portion of the same, or make any payment for the value thereof. The Fair shall not be liable for any loss to an Exhibitor occasioned by fire, accident, condition of structure, or the negligence of exhibitors or officials. Exhibitors may obtain their own insurance coverage for valuable exhibits if they wish to do so.

2. *You are eligible to exhibit in the Open Class Division at the Pierce County Fair if you are a resident of Pierce, St. Croix, Dunn or Pepin County, with the exception of entry in Open Class Dairy which is open to Pierce & Pepin County residents only. In Open Class Division, the Fair Office, if necessary, reserves the right to limit number of entries based on space availability to out of Pierce County exhibitors by entry postmark date.* The Junior Fair Divisions are open to all youth who are members in good standing of a Pierce County Youth Organization (4-H, FFA, FCCLA, Scouting programs, breed groups, or any other recognized youth organization under adult leadership with an education program approved by the Fair) and who are either in the third grade in school or who are one grade past grade 12 by January 1 of the year of the fair. The same exhibit can be shown at only one county fair.

3. Fill out an official entry blank – include the correct department, class, lot number and description (ex. 115 A 19 Daylily, 1 stem). Entries must be received or post-marked to the Fair Coordinator on or before June 22 at 4:30 p.m. Mailing address is: Fair Coordinator, 364 N. Maple - Box 922, Ellsworth, WI 54011. Open Class exhibitors must include with their entry blank, a fee of \$10.00 for purchase of an Open Class Exhibitor's Ticket. This ticket provides admission to the grounds for the named exhibitor on all days of the Fair. **All Junior Fair exhibitors are required to pay a \$5.00 entry fee by June 1st along with their entry form except a Cloverbud who will still be 7 years old and younger at Fair time & Dept 35J (School Exhibits). A Junior Fair Season pass will be issued to each exhibitor and will be included in their entry tag envelope that needs to be picked up prior to the Fair. This Junior Fair Season pass admits the exhibitor to the grounds on all days of the Fair.**

4. 4-H Club members may exhibit in those departments/classes that correspond to projects in which exhibitor is enrolled. Exhibitors representing other youth organizations must exhibit in department/classes corresponding to the educational focus of their organizations. 4-H Club members must be current year achievement members in order to be eligible for premium. All other youth must be certified by their local unit adult leader as having satisfactorily completed requirements in their projects.

5. All Open Class and Junior Fair exhibits must be raised, grown or made by the exhibitor or will be disqualified. Open Class entries MUST be made in the owners or family farm's name. Junior Fair non-animal exhibits must be a result of work completed after September 1st of year preceding the fair, unless specifically stated otherwise. No exhibit may be entered

that is the result of a required academic school class assignment except in special classes indicated.

6. Junior Fair and Open Class exhibitors are limited to one entry per lot number unless otherwise stated in specific department rules. No exhibitor shall compete against themselves except in-group or herd classes.

7. In beef, sheep, goat, poultry and rabbit, an animal cannot be entered in the Open Division (except the "Little" classes) if that same animal is entered in the Junior Division at the current Pierce County Fair. In dairy, an animal can be entered in the Open Division if that same animal is entered in the Junior Division at the current Pierce County Fair with these special restrictions. A. You must notify the superintendent at time of check-in that this animal is being shown in the Junior Division. B. You will not be eligible for premiums in the Open Division on these animals. C. When reporting stalling information, do not include stalls for the same animal in both the Junior and Open areas. Report the number of stalls in either Junior or Open but not in both.

8. Animal Regulations – exhibitors with animals must furnish their own feed and bedding and are responsible for the care, feeding and watering of their animals throughout the Fair. Failure to do so can result in loss of premiums. Junior Fair animals must be owned or managed, and in the member's possession by June 1 of the year of the fair. All animals exhibited must comply with health regulations as stated in the current COUNTY AND DISTRICT FAIRS ANIMAL HEALTH REQUIREMENTS. Each exhibitor will be required to show registration papers for animals over one year and registration name and number of dam and sire on all animals under one year exhibited as registered. Include name and number of dam and sire with your entry blank. Open Class livestock entries are only for registered animals, except where specifically indicated otherwise. No grade dairy or beef bulls, boars, or rams are eligible for entry. All animals must be controlled or will not be allowed to show. BY JULY 20TH ALL LIVESTOCK EXHIBITORS MUST REPORT EXACT NUMBER OF ANIMALS TO BE EXHIBITED. 4-H CLUBS AND FFA CHAPTERS MUST CONTACT UW-COOPERATIVE EXTENSION SERVICE AT 273-6781, OPEN CLASS EXHIBITORS MUST CONTACT THE FAIR OFFICE AT 273-6874. FAILURE TO COMPLY WILL RESULT IN BARN SPACE BEING ASSIGNED ONLY AS AVAILABLE. An exhibitor must be present to show his/her animal during judging. For any exception, a written request must be submitted to the fair office one week prior to judging.

JUNIOR & OPEN DAIRY SHOW RING POLICY

The following practices are unacceptable in the showing of dairy cattle *and exhibitor will be disqualified.*:

1. Criticizing or interfering with the judge, show management or other exhibitors, or other conduct detrimental to the breed or show;
2. Misrepresenting the age or ownership of an animal or the number of calvings and/or stage of lactation;
3. Filling an animal's rumen unnaturally with liquid (tubing);
4. Balancing the udder by any means other than by leaving naturally produced milk in any or all quarters;
5. Treating the udder internally with an irritant, counter-irritant, or any other substance to temporarily improve conformation;
6. Overfilling or overbagging of udders;
7. Treating the udder externally with an irritant, counterirritant, or any other substance to temporarily improve conformation (allowable practices/substances include sealing and setting teats, but not shrinking/shortening of teats);
8. Roping udders and the use of objects to physically improve definition of the suspensory center ligament;
9. Administering epidural anesthesia (blocking tails) and/or applying any irritant either externally or internally to the perineal (rectum and vagina) area;
10. Inserting foreign material/articles under the skin, into the topline or on the feet (Administration of acceptable medications is permitted.);
11. Performing surgery of any kind to change the natural contour of appearance of the animal's body, hide or hair. Not included is the removal of warts, teats and horns, clipping and dressing of hair and trimming of hooves;
12. Draining fluid from hocks unless authorized by a veterinarian at the show.
13. Excessive manipulation of hair and/or the use of any hair not naturally attached to the animal or the use of any substance or material which is intended to resemble or imitate hair.
14. Mistreatment of animals;
15. Any un-sportmanship like conduct during the event.

POULTRY FLOCK DEFINITIONS:

WISCONSIN TESTED FLOCK

- a. Test, conducted by authorized agent (certified tester) of 100% of sexually mature birds on premises annually.
- b. Submission of Wisconsin Test Flock Application to Division of Animal Health. Application to be completed by authorized agent and submitted to DAH within 10 days of testing
- c. No fees required
- d. Certification expires on June 30
- e. DAH will issue a certification letter and flock number

- f. Proof of status = original copy of WTF Application and Certification letter issued by DAH
- g. Sale of birds utilizing photocopy of Wisconsin Tested Flock certification letter to each purchaser
- h. Submit copy of Wisconsin Tested Flock Program, Intrastate Movement form to DAH within 10 days of sale

WISCONSIN ASSOCIATE FLOCK

- a. Submit request in writing to DAH for status based on purchase
- b. Submit photocopy of Wisconsin Tested Flock form or invoice with WTF number
- c. Certify in writing that all birds on premise originate from a WTF
- d. DAH will issue certification letter and WTF number
- e. Certification expires on June 30

MEAT ANIMAL SALE REGULATIONS FOR RABBITS & POULTRY

1. *Please see department Superintendent after show.*
2. *Each participant is required to weigh-in his/her own animals after completion of show.*
3. *Exhibitors are responsible for getting animals to and from the auction.*
4. *Exhibitors are responsible for processing and delivering the animal to the buyer after the fair.*
5. *All youth who plan to sell their market animal in the meat animal sale must turn in their yellow drug history form (signed by parents or guardian) at time of unloading at fairgrounds.*
6. *Exhibitor must turn in buyer contact sheet at fair check-in time (provided after entered in appropriate class).*
7. *Only one animal project allowed to be sold at any Wisconsin County Fair.*
8. *Exhibitor must turn in a thank you card (with picture included) in a stamped-addressed envelope for their buyer before getting their sale check. This will be done at the carcass evaluation program. Livestock committee will deduct 5% for auction services.*

BRINGING YOUR EXHIBIT TO THE FAIR

1. Bring your exhibits to the Pierce County Fairgrounds on the appropriate entry day **unless your exhibit is judged earlier. Check the front of the Fairbook for individual department check-in and judging times.** Appropriate tags must be picked up prior to entering the item or no later than 3:00 p.m. on Thursday for animal entries. Only items correctly entered may be exhibited (NO SUBSTITUTIONS ALLOWED). You will then be

directed to the proper department for display of your exhibit.

2. All livestock are to be unloaded at the unloading docks only and checked in with the Superintendent. Health and registered papers will be checked before unloading and these papers must remain on the Fairgrounds for inspection.

3. Visitors and exhibitors are required to show their admission ticket each time of entrance. Transfer or loan of tickets will be considered fraud and will subject the offender to a fine of \$25. A lost ticket will not be replaced without purchase. Unused tickets will not be refunded.

4. The sale or giving away of intoxicating liquors upon the grounds is strictly prohibited. No gambling, lottery, bookmaking, or gift enterprises of any kind will be allowed upon the Fairgrounds.

JUDGING AT THE FAIR

1. Judging is done throughout the Fair. Please check individual departments for specific judging times or the judging schedule at the beginning of the book.

2. **REGULAR** judging (one first place, one second place, etc.) will be used throughout Open Class. In **DANISH** judging, all Junior Fair entries will receive a blue, red, white or pink ribbon except where noted otherwise (as in showmanship). **CONFERENCE** judging is speaking face to face with the judge. Placings are determined by the judge based on the conference with the exhibitor and quality of the exhibit. If rules are not followed in Junior Fair, an exhibit will be lowered one place or disqualified. Exhibitors are to be present for conference judging.

3. Any person interfering with the judges or awarding committee during judging will be promptly removed from the grounds and shall forfeit the premium. No person shall be a member or judge of an awarding committee in any class in which he/she is an exhibitor. No premiums will be awarded to unworthy exhibits even though there may be no competition.

4. Exhibits entered for premiums may not be removed before 4:30 p.m. on the last day of the Fair or premiums will be forfeited. On Sunday of the Fair, all buildings will be closed to the public from 4:00-4:30 p.m. From 4:30-6:30 p.m. exhibits may be removed by presenting your exhibit envelopes to the security personnel. **The Fair is not responsible for articles left after 6:30 p.m.**

5. No changes in Jr. Fair or Open Class Departments will be allowed without the permission of the Fair Committee. The Fair Committee reserves the right to make changes according to the state regulations.

OVERNIGHT PERMITS

1. For those Junior Fair Exhibitors who have animals and are Grade 6 or older, overnight permits may be obtained from the Fair Office by 8:00 p.m. each evening. The exhibitor may stay only in the barn where their animal is housed. Separate permits are needed for each night, but can be issued all at the same time. The Junior Fair exhibitor's parent or legal guardian must sign regardless of the exhibitor's age. Any unruly conduct such as use of cigarettes, cigars, pipes, illegal drugs, alcohol, abusive language, violent tempers, or intimate physical relations is not allowed. Youth have a midnight curfew. Disciplinary action for failure to comply with the permit procedure, conduct rule or curfew will result in immediate removal from the Fairgrounds, revoking of further overnight privileges and loss of animal premiums.
2. Permission for exhibitor overnight camping may be obtained at the Fair Office. **Every person staying in the camper must purchase a season pass (adult and junior fair).** Parents or guardians must apply for all Junior Fair exhibitor overnight camping. A \$60.00 camping fee (good for the duration of the fair) will be charged. Camping permits will be sold starting at 8:00 a.m. the Saturday before the Fair in the Seyforth Building. They will be sold on a first-come first-served basis. There are a limited number of camping sites available. No generators, air condition units or sharing of outlets will be allowed. Fair groundskeeper has final approval of all electrical set-up and use. Non-compliance will result in forfeiture of all electrical privileges.

BARN DECORATIONS

Barn decorations can be put up on Tuesday from noon to 6:00 p.m. and Wednesday from 2:00 p.m.-9:00 p.m. Decorations can be taken down after 4:30 p.m. on Sunday. No Monday decorating will be allowed.

BOOTH DECORATIONS

Booth decorations can be put up on Tuesday from noon to 6:00 p.m. and Wednesday from 9:00 a.m. to 7:30 p.m. Decorations can be taken down after 4:30 p.m. on Sunday. No Monday decorating will be allowed.

DUTIES OF SUPERINTENDENTS

1. It is the duty of the superintendents of departments to visit and examine respective official stations upon the grounds at least one week before the Fair and report to the supervisor what is needed for a successful exhibition.
2. Each superintendent shall make any suggestions for the improvement of his/her department to the Fair Management.
3. Each superintendent shall be in his/her department during entry, judging, and check out release time.

4. Superintendents should aid all exhibitors in entering and displaying exhibits, and, if so requested, assist the judge in affixing premium cards, but must take no part in the judging.

5. Preventive safety measures are extremely important. Monitor your display area for potential hazards and take corrective measures. In the livestock departments they must see that the walks are kept clean.

6. The Superintendent should follow additional instructions, if any, given at training meeting prior to the Fair.

PREMIUM CHECKS

If you feel there is an error in your premium check you must contact the Fair Office by November 30 of that year's fair in order to receive an adjustment. After that date no disputed checks will be considered.

FAIRBOOK

Despite our best efforts, inadvertent errors may have occurred in creating and publishing of this Fairbook. Errors found after publication may be changed at the Fair Offices discretion. Changes will be posted on our web-site at www.co.pierce.wi.us/fair/fair_main.html.

WISCONSIN COUNTY, DISTRICT & STATE FAIRS ANIMAL HEALTH RULES AND REGULATIONS

CATTLE AND BISON

Cattle affected with ringworm, warts, mange or scab may not be exhibited, unless the Veterinarian in charge determines the ringworm lesions or warts are inactive and incapable of transmitting the disease. Any cattle found with ringworm, warts, mange or scab that are active shall be removed from the premises of the fair *or exhibition*.

Cattle originating from within Wisconsin

There are no test or health document requirements for Wisconsin cattle. However, fair management is responsible for maintaining records *for 5 years* of persons who have exhibited at the fair, the livestock premises code, if any, and the identification of animals shown. Acceptable forms of animal identification for breeding animals are (1) an official metal eartag, (2) a breed registration number, (3) a breed registration tattoo or (4) other identification approved by the department. For steers, either an official identification as listed for breeding animals or the eartag applied at weigh-in may be used. Entry blanks submitted and signed by exhibitors, including one of the forms of identification listed above will fulfill the exhibitor requirements.

Cattle originating from outside Wisconsin

A certificate of veterinary inspection shall accompany all cattle documenting animal identification (see above) and all tests or certifications required. Animals must meet normal Wisconsin requirements for interstate movement.

The Wisconsin Division of Animal Health website has current import requirements for cattle originating from other states:

http://datcp.wi.gov/Animals/Animal_Movement/Cattle_Bison/index.aspx

Steers are exempt from any brucellosis test requirement.

Cattle from Brucellosis Certified Free herds in Class A states may enter Wisconsin without a prior brucellosis test if the certified herd number and the last test date appears on the certificate of veterinary inspection.

All cattle originating from Modified Accredited Advanced states, or states that Wisconsin treats as MAA because of diagnosed cases of bovine tuberculosis, shall have a negative tuberculosis test within 60 days of import. Call the Division of Animal Health for a listing of these states.

Cattle imported from states not recognizing Wisconsin's Tuberculosis Free status shall be required to have a negative Tuberculosis test for any cattle within 60 days of import. Call the Division of Animal Health for a list of these states or review the department's web site at http://datcp.wi.gov/Animals/Animal_Movement/Cattle_Bison/index.aspx.

Cattle originating from Tuberculosis Accredited Free herds (except **Michigan**) may enter without a prior tuberculosis test if the accredited herd number appears on the certificate.

Cattle originating from Modified Accredited states (**Michigan** or other states that have areas or zones classified as Modified Accredited) must have an import permit number, a certificate of veterinary inspection which included a statement that the cattle will be returning to the state of origin directly after the fair or exhibition, and documentation of the special tuberculosis testing: Each animal attending a fair must have a negative individual TB test within 60 days of the date of import and the herd the animal comes from must have a negative whole-herd TB test (for animals one year and older) within 12 months of the date of import. Exhibitors should contact the Division of Animal Health at 608-224-4874, well in advance of the fair or exhibition, to determine any changes in the testing requirements. Animals for exhibition from Modified Accredited states are required to return directly to the state origin after exhibition.

Cattle from Canada may be exhibited in Wisconsin if they meet current federal requirements to cross the international border.

SWINE**Swine originating from within Wisconsin**

All swine shall be accompanied by a Wisconsin intrastate movement certificate stating that the herd of origin has been inspected on the farm within 30 days prior to the fair or exhibition and no apparent disease has been present in the herd for the past 30 days. The certificate must also include all required test documentation.

Swine originating from outside Wisconsin

All swine shall originate from a state classified as pseudorabies Stage V and be accompanied by a certificate of veterinary inspection including official identification and a statement that no pseudorabies vaccine has been administered to the swine.

The Wisconsin Division of Animal Health website has current import requirements for swine originating from other states: http://datcp.wi.gov/Animals/Animal_Movement/Swine/index.aspx.

If the state of origin is not pseudorabies Stage V, all swine shall have a negative pseudorabies test within 30 days of arrival at the fair or exhibition or originate from a qualified-negative pseudorabies herd that is qualified by testing 7% of the herd each month, or originate from a commercial swine herd in a state classified as Stage IV or V. The date of the last monthly test must be included on the certificate.

SHEEP**Sheep originating from within Wisconsin**

Sexually-intact sheep of any age, and all other sheep 12 months of age and older must be identified with official scrapie ear tags or other official individual identification. Sexually intact sheep exposed to scrapie will not be allowed to attend the fair or exhibition.

Sheep originating from outside Wisconsin

The Wisconsin Division of Animal Health website has current import requirements for sheep originating from other states : http://datcp.wi.gov/Animals/Animal_Movement/Sheep_Goats/index.aspx.

All sheep shall be accompanied by a certificate of veterinary inspection. All sheep must be identified with official scrapie ear tags or other official individual identification. Sheep exposed to scrapie will not be allowed to enter Wisconsin.

GOATS

Goats originating from within Wisconsin

Sexually-intact goats of any age, and all other goats 12 months of age and older must be identified with official scrapie ear tags or other official individual identification. Sexually intact goats exposed to scrapie will not be allowed to attend the fair or exhibition.

Goats originating from outside Wisconsin

The Wisconsin Division of Animal Health website has current import requirements for goats originating from other states: http://datcp.wi.gov/Animals/Animal_Movement/Sheep_Goats/index.aspx.

All goats shall be accompanied by a certificate of veterinary inspection. All goats must be identified with official scrapie ear tags or other official individual identification. Goats exposed to scrapie will not be allowed to enter Wisconsin.

Goats originating from Modified Accredited states (**Michigan**) must have an import permit number, a certificate of veterinary inspection which includes a statement that the goats will be returning to the state of origin directly after the fair or exhibition and documentation of the special tuberculosis testing. Each animal attending a fair or exhibition must have a negative individual TB test within 60 days of the date of import, and the herd the animal comes from must have a negative whole-herd TB test (for animals one year and older) within 12 months of the date of import. Exhibitors should contact the Division of Animal Health at 608-224-4874, well in advance of the fair or exhibition to determine any changes in the testing requirements. Animals from Modified Accredited states are required to return directly to the state origin after the fair or exhibition concludes.

EQUINE

Equine animals originating from within Wisconsin

All equine animals shall be accompanied by documentation of a negative EIA test conducted within the current calendar year and which clearly identifies the equine by registration number, lip tattoos or freeze brand, or a complete description of the equine. Documentation must either be an official test report VS 10-11, a USDA-approved electronic test form, a Global Vet Link (GVL) equine infectious anemia test electronic form, or a certificate of veterinary inspection with the negative EIA results listed.

Equine animals originating from outside Wisconsin

The Wisconsin Division of Animal Health website has current import requirements for horses and other equines

originating from other states:
http://datcp.wi.gov/Animals/Animal_Movement/Horses/index.aspx.

All equine animals shall be accompanied by a certificate of veterinary inspection (CVI) and have been tested negative for equine infectious anemia (EIA) within the current calendar year, i.e., since January 1, 2011. The certificate must clearly identify the equine by a registration number, lip tattoo or freeze brand, or a complete description of the equine animal. Equines from Minnesota are exempt from the CVI requirement if all of the following apply: 1) Ownership does not change while the animal is in this state; 2) the animal remains in this state for no more than 7 days; and 3) the animal is accompanied by a report of a negative equine infectious anemia test from the current calendar year.

LLAMAS AND EXOTIC RUMINANTS

Llamas, Alpacas, and Exotic Ruminants originating from within Wisconsin

There are no requirements.

Llamas and Alpacas originating from outside Wisconsin

The Wisconsin Division of Animal Health website has current import requirements for llamas and alpacas originating from other states: http://datcp.wi.gov/Animals/Animal_Movement/Llamas_Alpacas_Guanacos/index.aspx.

All llamas and Alpacas must be accompanied by a certificate of veterinary inspection and have official animal identification.

Exotic Ruminants originating from within Wisconsin

There are no requirements

Exotic Ruminants originating from outside Wisconsin

The Wisconsin Division of Animal Health website has current import requirements for llamas and alpacas originating from other states: http://datcp.wi.gov/Animals/Animal_Movement/Exotic_Ruminants/index.aspx.

Exotic Ruminants are required to have a written import permit, must be accompanied by a certificate of veterinary inspection, and have official animal identification. A negative tuberculosis test within 60 days prior to import, and a negative brucellosis test within 30 days prior to import, shall be recorded on the certificate of veterinary inspection, which is faxed to the Division of Animal Health (608-224-4871) prior to the import permit being issued.

POULTRY

Poultry originating from within Wisconsin

All poultry and waterfowl must originate from flocks designated as U.S. Pullorum-Typhoid Clean or NPIP Affiliate flock and accompanied by a NPIP certificate or originate from a Wisconsin Tested Flock or Wisconsin Associate Flock and be accompanied by an enrollment certificate provided by the department certifying that they are a Wisconsin Tested Flock or Wisconsin Associate Flock. Sexually mature birds that do not meet these requirements may qualify with documentation of a negative test for pullorum-typhoid (and *Mycoplasma gallisepticum* for turkeys) conducted within 90 days prior to arrival at the *show or exhibition*, and be individually identified with a wing band or leg band. Turkeys, *except those going directly to slaughter from the show or exhibition*, may not be commingled with other poultry. This may be accomplished by separate housing or controlling the air flow or placement and spacing to prevent movement of *M. gallisepticum* from other poultry to the turkeys. The *show or exhibition* veterinarian should make this decision.

Poultry originating from outside Wisconsin

The Wisconsin Division of Animal Health website has current import requirements for poultry originating from other states: <http://datcp.wi.gov/Animals/AnimalMovement/Poultry/index.aspx>.

All poultry and game birds entering Wisconsin must originate from flocks that are enrolled in the National Poultry Improvement Plan (NPIP) or an equivalent program in the state of origin. The birds must be accompanied by a certificate of veterinary inspection or equivalent and it must state that the poultry and game birds originate from flocks that are classified U.S. pullorum typhoid-clean under NPIP or an equivalent program in the state of origin. Sexually mature birds that do not meet these requirements may qualify with documentation of a negative test for pullorum-typhoid (and *Mycoplasma gallisepticum* for turkeys) conducted within 90 days prior to arrival at the *show or exhibition*, and be individually identified with a wing band or leg band. Turkeys, *except those going directly to slaughter from the show or exhibition*, may not be commingled with other poultry. This may be accomplished by separate housing or controlling the air flow or placement and spacing to prevent movement of *M. gallisepticum* from other poultry to the turkeys. The *show or exhibition* veterinarian should make this decision.

CERVIDAE

Cervidae originating from within Wisconsin

The Wisconsin Division of Animal Health website has current movement requirements for cervids originating

from within Wisconsin and from other states:
<http://datcp.wi.gov/Animals/AnimalMovement/DeerElk/index.aspx>.

All cervidae must be officially identified, be accompanied by a certificate of veterinary inspection, be enrolled in a CWD monitoring program meeting the requirements of ATCP 10.56, and originate from an accredited TB-free herd, qualified TB-free herd, monitored herd-tested within 90 days of movement, or the farm-raised deer tests negative on two single cervical tuberculin tests conducted 90 to 270 days apart, isolated and the second test within 90 days of the date of movement.

Cervidae originating from outside Wisconsin

All cervidae must have a pre-entry permit number from the department and approved by the State Veterinarian (phone: 608-224-4886), official identification, a certificate of veterinary inspection, and meet Wisconsin requirements for interstate movement. (ATCP 10.55)

Cervidae originating from **Michigan** must have an *import* permit and require special tuberculosis testing. Exhibitors should contact the Division of Animal Health at 608-224-4886 well in advance of the fair or exhibition to determine their testing requirements.

DOGS AND DOMESTIC CATS

Dogs and cats originating from within Wisconsin (privately-owned)

Dogs over 5 months of age must have proof of current rabies vaccination.

Dogs and cats originating from outside Wisconsin (privately-owned)

The Wisconsin Division of Animal Health website has current import requirements for privately-owned dogs and domestic cats originating from other states: <http://datcp.wi.gov/Animals/AnimalMovement/HouseholdPets/index.aspx>

All dogs and domestic cats shall be accompanied by a certificate of veterinary inspection and have proof of a current rabies vaccination if the dog or cat is five months old or older. See ATCP 10.80 for specific vaccination information.

OTHER SMALL ANIMALS (RABBITS, GUINEA PIGS, ETC.)

Small animals originating from within Wisconsin (privately-owned)

There are no requirement.

Small animals originating from outside Wisconsin (privately-owned)

The Wisconsin Division of Animal Health website has current import requirements for privately-owned small animals originating from other states: http://datcp.wi.gov/Animals/Animal_Movement/Household_Pets/index.aspx.

All small animals shall be accompanied by a certificate of veterinary inspection. Privately-owned animals that are participating in competitions, as opposed to performing and menagerie animals, do not need an import permit. There are no testing or vaccination requirements.

CIRCUS, RODEO, RACING AND MENAGERIE ANIMALS

Circus/rodeo/racing/menagerie animals originating from within Wisconsin

Animals must meet vaccination and testing requirements for their species. Please see the in-state sections for the appropriate species. Please note: Local jurisdictions may have additional requirements or restrictions.

Circus/rodeo/racing/menagerie animals originating from outside Wisconsin

The Wisconsin Division of Animal Health website has a page on how to import circus, rodeo, and menagerie animals from other states: http://datcp.wi.gov/Animals/Animal_Movement/Circuses_Rodeos/index.aspx.

Except as noted, all shall have an import permit from the department. The exceptions are single-species menageries of animals that otherwise do not require an import permit; examples include, but are not limited to, pony rides, racing pigs, and performing dogs. Also, horses owned by individual rodeo participants do not need an import permit. All animals shall be isolated from all non-circus, non-rodeo, and non-menagerie animals at the fair or exhibition. They must meet current import requirements. Phone 608-224-4874 for a permit application. Show and exhibition managers: Please note that this requirement applies to all animals belonging to midway attractions and rodeos.

ADVISORY FOR HOUSING NON-TRADITIONAL LIVESTOCK AND FOR MANAGEMENT OF OTHER ANIMALS WHILE THE FAIR IS UNDERWAY:

The Department makes the following recommendations, but these are not required by statute or administrative rule.

1. Exotic camelids (llamas, vicunas, alpacas, and guanacos) other exotic ruminants and cervidae should not be housed with domestic cattle.

2. Ratites (ostriches, emus, rheas, and cassowaries) should not be housed with domestic poultry.
3. Small ruminants (especially sheep) should not be housed with domestic cattle.
4. Swine should not be housed with other mammalian species.
5. Since bovine viral diarrhea (BVD) is an infectious disease of cattle, can spread rapidly under the conditions of a fair or exhibition, the department strongly recommends that all breeding cattle exhibited at Wisconsin fairs be properly vaccinated against BVD at least 30 days prior to the event. Exhibitors should consult with their veterinarians regarding the proper choice of vaccine and the correct schedule from its administration.
6. Cattle be test negative for BVD-PI by immunoperoxidase test and negative for Johnes disease by the ELISA test.
7. Common watering and feeding troughs should not be used.
8. All vehicles used to transport animals to and from the fair or exhibition, or used at the fair or exhibition, should be cleaned and disinfected prior to and after use for this purpose.
9. All animals found to be afflicted with a contagious or infectious disease must be promptly removed from the premises.
10. Hand washing stations should be provided near all livestock facilities.
11. All fair or exhibition livestock entry forms should have a space for the Premises Registration Code.

**CHAPTER ATCP 160
COUNTY AND DISTRICT FAIRS
- & -GENERAL REQUIREMENTS AND
DEFINITIONS**

ATCP 160.01 DEFINITIONS. As used in this chapter:

- (1) Class means a grouping in which exhibits may be entered, including an animal breed or age group for animal exhibits; a type of produce, crop or food; or a specific age, age group or educational grade level of exhibitor.
- (2) Department as it relates to the organizational structure of a fair, means an animal species, production group, or other principal classification of exhibits. As used in any other context, "department" means the State of Wisconsin Department of Agriculture, Trade and Consumer Protection.
- (3) Division means one of three exhibitor group classifications for a fair and is limited to junior division, open division and senior citizens division.
- (4) Lot or lot number means the numerical designation assigned by a local fair for a specific category of exhibits within a class.
- (5) "Premium" means a monetary prize that a county or district fair awards to an exhibitor after judging all competing exhibits in the class to which the premium pertains.

ATCP 160.02 PREMIUM REQUIREMENTS

1. General.

(a) The State aid authorized by s. 93.23 (1), Stats., may be paid only on net premiums, which consist of total premiums paid less total entry fees received. The department may withhold state premium aid from any fair which does not enforce the animal health provisions required under ch. ATCP 10 for all classes of livestock exhibited at the fair. State aid will be paid only on premiums actually paid by bank check or draft.

(b) No deductions may be made from premium money won by an exhibitor. Premiums may, however, be withheld where exhibition rules established by the fair association are violated. A written statement of violation shall be submitted to the department to justify action taken by a local fair.

(c) Premiums offered shall be definite in amount. No decrease or increase is published premiums may be made because of the financial condition of the organization or for any other reason.

(d) State aid may be paid on no more than 2 premiums awarded an exhibitor under one premium or lot number in open division individual livestock classes, except poultry and rabbits, and no more than one premium in all other classes, including poultry and rabbits.

(e) No county or district fair may receive state aid for a premium awarded to any exhibitor in the open division if that exhibitor entered the same exhibit in the junior division at the same county or district fair. This paragraph does not apply if the exhibit was entered in the junior division only as part of a herd group, carcass class or performance class.

(f) No state aid will be paid on the cost of ribbons, cups, trophy prizes or entertainment contests.

(2) Premium Lists

(a) Premiums for which aid is requested by county and district fairs shall conform with the uniform premium list and other requirements set forth in these rules. Fairs requesting state aid for net premiums shall submit to the department a printed copy of the premium list used at the fair, as required under s.ATCP 160.92 (3) (c).

(b) The officers of each fair shall mail a copy of the premium list to other associations, societies, or boards conducting a fair in Wisconsin upon request.

(c) Sections ATCP 160.01 through ATCP 160.07 and ATCP 160.91 shall be published in premium books used by a fair for which state aid is requested.

(3) Entry Fees.

(a) A county or district fair may charge an exhibitor an entry fee. The entry fee may not exceed 10% of the sum of all premiums offered to exhibitors in the same class for which the entry fee is charged. In lieu of an entry fee, a county or district fair may charge stall rents for horses, cattle, sheep, goats, swine, poultry, rabbits or pets. Stall rents shall not exceed \$1.50 per single stall or animal or \$3.00 per box stall for horses; \$1.00 per single stall or animal or \$2.00 per box stall for cattle; or \$0.50 per animal or \$2.00 per pen for swine, goats or sheep. A standard pen for swine, goats or sheep is approximately

64 square feet. Cage rents may not exceed \$0.50 per head for poultry, rabbit and pet *stock* exhibits.

(b) Exhibitors in educational and school departments shall not be required to purchase an exhibitor's ticket. Any other exhibitor may be required, if no entry fee is charged, to purchase an exhibitor's season ticket at a price not to exceed that charged for a non-exhibitor's season ticket.

(4) Split Fair Dates.

(a) *For purposes of this subsection, "split fair dates" occur when a fair organization judges exhibits or contests and pays premiums at more than one time or at more than one location during the calendar year.*

(b) *Except as provided under par.*

(c) *The department may not pay state aid for a fair having split dates unless the department gives advance written approval for a split fair. The department may approve split fair dates only if the fair organization justifies the split dates based on extreme hardship. If the department approves split dates, all blue ribbon winners shall repeat their demonstrations or exhibits at the regular fair dates unless the department grants a hardship exemption. An exhibitor may use audio-visual media, still photography or an educational display to repeat a demonstration or exhibit.*

(d) *The department may pay state aid for the following exhibits or contests in a fair having split dates, regardless of whether the department approves those split dates in advance: 1.Clothing revue 2.Demonstrations 3. Favorite foods revue 4.Dogs 5.Small animals 6.Rocketry 7.Shooting sports.*

ATCP 106.03 EXHIBITION REQUIREMENTS. A county or district fair shall meet all of the exhibition requirements of this section to be eligible for state premium aid.

(1) No fair society or other organization sponsoring a county or district fair shall require an exhibitor to become a member of the organization in order to enter an exhibit at the fair, nor shall the sponsoring organization make any deduction from an exhibitor's premium as a donation to the fair society, or require an exhibitor in any other way to make a donation to the society.

(2) State aid may not be approved for out-of-state exhibits or for separate classes of local and non-local exhibitors. Aid may not be approved for payment of premiums to an exhibitor having an out-of-state address but claiming Wisconsin residency unless the fair secretary provides the department with an affidavit that the exhibitor's residence is geographically located within the state.

(3) State aid may be paid only on articles or animals actually on display in an exhibit building or actually shown in the show ring on regular fair dates unless approval for split fair dates is obtained under s. ATCP 160.02 (4). State aid may not be paid on Dairy Herd Improvement Association records, transportation aid, production contests or other special educational exhibits

unless prior approval is obtained under s. ATCP 160.04 (8).

(4) State aid may not be paid on exhibits removed from the fair grounds before 4 p.m. on the last day of the fair, or such other later times as may be specified by the fair, without prior approval of the department. Authority for earlier removal may be granted by the department in case of meat animal or other special classes, if requested before the beginning of the fair. In other hardship cases, approval may be granted by the local fair. Exhibits in dog obedience and small animal pet classes may be judged during the regular fair but are not required to remain present during the entire fair. The local fair may prescribe the length of time junior fair exhibitors of horses shall keep their animals on the grounds.

ATCP 160.04 JUNIOR FAIR DIVISION; GENERAL REQUIREMENTS.

(1) *Eligibility.* In the junior fair division, *the department may pay state aid on prizes offered to exhibitors who are under 20 years of age on January 1 of the current fair year. A county or district fair board may establish subgroups within a fair entry class based on the exhibitor's grade level in school. The department may not pay state aid on prizes for club parades, club floats, song contests, or a project which is not an exhibit or demonstration at the fair.*

(2) All exhibitors in the junior fair division shall be members of 4-H FFA, FHA-HERO, Scouting programs, breed groups, or any other recognized youth organization under adult leadership and with an education program approved by the local fair.

(3) Exhibits in the junior fair shall be a result of the exhibitor's own labor and may include a study, merit, or other special project, a skill area or a supervised occupational experience in which the exhibitor is regularly enrolled.

(4) State aid may be used for the payment of no more than one premium awarded an exhibitor under any one premium or lot number in the junior fair division, except when awarded as part of a group in livestock exhibits or in showmanship.

(5) Premiums in the educational department shall be paid directly to the exhibitor who made the exhibit and not to the school or teacher, except for group premiums offered to inter-school competitive classes. No aid may be paid on education department premiums unless a complete list of exhibitors and a complete set of judges' sheets for the education department, similar to those required in other departments, is filed with the department. All educational exhibits shall be displayed at the fair regardless of whether they are judged prior to or at the fair.

(6) If 16 or more animals, items or articles are entered in any junior fair, the class may be divided into 2 or more approximately equal groups according to weight, age or other identifying characteristic and each group judged as a class.

(7) Special educational exhibits may be established if the proposal is presented to the Wisconsin Association of Fairs before October 1 of the year preceding its proposed establishment and the exhibit is approved by the department.

(8) Within any junior fair department under subch. IV, a county or district fair may establish special classes where none are specified under subch. IV. Special classes may include classes for grade and crossbred females in the beef, swine, sheep and horse departments. Premiums for special classes created under this subsection shall be equal to premiums for comparable classes established in the same department under subch. IV.

ATCP 160.05 OPEN DIVISION; GENERAL REQUIREMENTS.

(1) The total maximum premiums set forth for all places in any open division livestock class, excluding poultry and rabbits, may be divided into premiums for a greater number of places, but the maximum premium offered for any additional place shall not be higher than the maximum for last place in the class.

(2) State aid for premiums awarded for horses in open division classes shall be limited to horses which are owned by the exhibitor.

(3) All animals in any open division class shall be owned by the exhibitor, except as provided in s. ATCP 160.09.

ATCP 160.07 CLASSES; GENERAL REQUIREMENTS

(1) Classes may be combined if the number of entries in several single classes is insufficient. If any classes are combined, state aid shall be limited to the maximum total premiums listed for a single class of animals, items or articles in that department.

(2) (a) Except as provided under par. (b) no county or district fair may receive state aid for premiums awarded for sexually intact male dairy cattle, beef cattle, sheep, goats, swine or horses unless those animals are registered purebreds. Registered purebred status shall be documented by a certificate of registry from the appropriate breed association or society, or by a copy of the application for registration.

(b) Paragraph (a) does not apply to dairy cattle exhibited at a county or district fair if a national breed association certifies that those dairy cattle are recorded in that breed association's qualified herd book which records the genealogy of that breed.

(3) Any animal entered as part of a group class may also be exhibited in a class for individual animals.

(4) Boars may not be entered as an exhibit in the swine department unless their tusks have been removed.

ATCP 160.09 CLASS DEFINITIONS; GROUP CLASSES

(1) DAIRY AND BEEF CATTLE.

(a) A dairy junior get of sire consists of 3 animals, which are the offspring of the same bull. All of these animals shall be under 2 years of age, and not more than

one may be a bull. A beef junior get of sire shall consist of 3 animals which are the offspring of the same bull and are animals in the junior calf, senior calf, and/or the summer yearling, bull and heifer classes, with both sexes to be represented.

(b) A dairy and beef senior get of sire shall consist of 3 animals, which are the offspring of one sire. All of these animals shall be 2 years of age or over. In either a dairy or beef breed get a sire, the name of the sire shall be designated by the exhibitor. The animals need not be owned by a single exhibitor.

(c) A produce of dam shall consist of 2 animals of any age or sex, which are the produce of one cow.

(d) A group of 3 best female cattle shall consist of 3 animals of any age, which were bred and are owned by the exhibitor.

(2) SWINE. A pen of 3 feeder pigs shall consist of swine of either sex each weighing between 40 and 60 pounds. Any male pigs included in the pen shall be castrated and healed.

(3) SHEEP. (a) A get of sire shall consist of 4 lambs or yearlings, or both, of either sex, from one sire, which were bred and are owned by the exhibitor.

(b) An exhibitor's flock shall consist of one yearling or ram lamb, 2 yearling ewes and 2 ewe lambs, which are owned by the exhibitor.

(c) A junior division pair of lambs may include a spring *or* fall ram and spring *or* fall ewe lamb owned by the exhibitor.

(d) A junior division flock shall be comprised of 3 sheep consisting of a yearling or lamb ram, a ewe lamb, and a yearling ewe, all of which are owned by the exhibitor.

(4) GOATS. (a) An exhibitor's herd shall consist of one doe under one year of age, one yearling doe and one doe 2 years old or older, all of which are owned by the exhibitor.

(b) A senior get of sire shall consist of 3 does, which are the get of one sire, with at least one in milk. The animals need not be owned by the same exhibitor, but all shall be in the senior age group.

(c) A junior get of sire shall consist of three does under 2 years of age, which have never freshened and are the get of one sire. The animals need not be owned by the same exhibitor.

(d) A produce of dam shall consist of 2 does of any age, which are the produce of one doe. Both animals shall be owned by the same exhibitor.

(e) A dam and daughter shall consist of one doe of any age and its dam. The animals need not be owned by the same exhibitor.

ATCP 160.91 JUDGING REGULATIONS.

(1) Judging shall be done at county and district fairs by individuals who are registered with the department and who have knowledge, training or experience in the specific class or classes to be judged as determined by the department. Judging shall be done in accordance with the requirements of s.

STCP 160.92 (3) (a). In no case shall any person who is an officer or director of a fair be eligible to judge exhibits at such fair; nor shall any person interested directly or indirectly in exhibits shown in any department of a fair be eligible to judge articles or animals in that department.

(2) Each judge at a county or district fair shall be provided with a copy of the fair's premium book or list of entry classes at least 7 days prior to the opening date of the fair.

(3) No animal or article, irrespective of the number of entries in the class in which it is entered, shall be awarded a higher rating that its merit would entitle it to in comparison to the standard of perfection in the class.

(4)

(a) No state aid will be paid on premiums awarded under the Danish system in any class except in the junior and educational departments.

(b) When classes in the junior and educational departments are judged according to the Danish system, 4 group placings shall be awarded in any class. When there are less than 8 exhibitors in the class, there shall not be more than 2 in the first group, not more than 4 in the first 2 groups and not more than 6 in the first 3 groups. If there are 8 or more entries in the class, there shall not be more than 25% in the first group, not more than 50% in the first 2 groups, and not more than 75% in the first 3 groups.

(c) The number of awards in the last group placing may be increased to the extent necessary to give awards to all exhibitors.

(5) If any class of exhibits at a county or district fair is judged according to the regular system, the judges for that class may be given only one first-place, one second-place, one third-place and one fourth-place award in that class.

Italics = new or revision from previous fairbooks.

GS = Girl Scouts codes

DIVISION J - JUNIOR FAIR

LORI ZIERL - FAMILY LIVING AGENT
FRANK GINTHER - 4-H YOUTH DEVELOPMENT AGENT

SEE RULES AND REGULATIONS FOR PIERCE COUNTY EXHIBITORS AT FRONT OF BOOK

DEPARTMENT 1J DAIRY CATTLE - JUNIOR FAIR (20201-20203)

Superintendent - Thomas Knegeendorf - 772-3255
(Registered Division)
Superintendent - Wendy Kannel - 317-0082
(Grade Division)

CHECK-IN: *Wednesday* 5:00-9:00 p.m. and *Thursday* 10:00-3:00 p.m.

JUDGING: Judging in this department will begin at 9:00 a.m. Saturday. Judging order will be Holsteins followed by colored breeds.

REGULATIONS:

- All animals to be exhibited must be in the member's possession by **June 1 of exhibit year** or by approval of the 4-H Dairy Committee.
- All animals to be exhibited must be owned or managed by the exhibitor or farm by **June 1 of exhibit year** or by approval of the Dairy Committee. All registration papers and managerial agreements must be available at the time of entry on Thursday.
- Junior Fair exhibitors are limited to a maximum of three animals per person in the Dairy Department.
- Each exhibitor will be required to show registration papers for all animals regardless of age.
- Youth exhibitors must comply with health regulations as stated in Fairbook. Read them carefully.
- No dairy bulls are eligible to enter.
- All exhibitors staying overnight must have an overnight pass. See Rules and Regulations at front of book.
- By **July 20**, 4-H Clubs and FFA Chapters MUST report to the UW-Cooperative Extension Service the exact number of animals to be exhibited. Failure to comply will result in space assigned only as available.
- Substitutions of animals will be allowed only in the same class and lot as originally entered with approval from the Junior Fair Office.
- Refer to the Junior and Open Dairy Show Ring Policy in the rules section in the front of the Fairbook. Violators will have their premiums taken away and may have their showing privileges revoked. This is at the Fair Committee's discretion.
- During the selection of Supreme Champion, only one animal per breed will be brought back.*

AGE CLASSIFICATIONS

Spring Calf - Born on or after March 1, of the exhibit year, and before May 1 of exhibit year.
Winter Calf - Born between Dec. 1 of the year preceding the exhibit year and Feb. 29 of the exhibit year.
Fall Calf - Born between Sept. 1 and Nov. 30 of the year preceding the exhibit year.
Summer Yearling Heifer - Born between June 1 and August 31 of the year preceding the exhibit year.
Spring Yearling Heifer - Born between March 1 and May 31 of the year preceding the exhibit year.
Winter Yearling Heifer - Born between Dec. 1 of the second year preceding the exhibit year and Feb. 29 of the year preceding the exhibit year.
Fall Yearling Heifer - Born between Sept. 1 and Nov. 30 of the second year preceding the exhibit year.
Two Year old is one born between September 1 of the third year preceding the exhibit year and August 31 of the second year preceding the exhibit year. A 2 year-old includes a yearling that has freshened.
Three Year Old Cow - Born between Sept. 1 of the fourth year preceding the exhibit year and Aug. 31 of the third year preceding the exhibit year.
Four Year Old Cow - Born between Sept. 1 of the fifth year preceding the exhibit year and Aug. 31 of the fourth year preceding the exhibit year.
Five Year Old Cow - Born on or before Sept. 1 of the fifth year preceding the exhibit year.

REGISTERED DAIRY CATTLE CLASSES

CLASS A - HOLSTEIN
CLASS B - GUERNSEY
CLASS C - JERSEY
CLASS D - BROWN SWISS
CLASS E - ANY OTHER BREED



LOT NUMBER:

1. Heifer Calf, Spring	\$9. 8. 7. 5.
2. Heifer Calf, Winter	9. 8. 7. 5.
3. Heifer Calf, Fall	9. 8. 7. 5.
4. Heifer, Summer Yearling	11. 9. 7. 5.
5. Heifer, Spring Yearling	11. 9. 7. 5.
6. Heifer, Winter Yearling	11. 9. 7. 5.
7. Heifer, Fall Yearling	11. 9. 7. 5.
8. Cow, 2 Year	12. 10. 8. 6.
9. Cow, 3 Year	12. 10. 8. 6.
10. Cow, 4 Year	12. 10. 8. 6.
11. Cow, 5 year and over	12. 10. 8. 6.
12. Dry Cow, 3 year old and over	12. 10. 8. 6.
Junior Champion Female.....	Ribbon
Senior Champion Female	Ribbon
Grand Champion Female (each breed).....	Ribbon
Supreme Champion Registered Dairy Female Overall Breed.....	Ribbon

GRADE DAIRY CATTLE CLASSES

CLASS F - HOLSTEIN

CLASS G - GUERNSEY

CLASS H - JERSEY

CLASS I - BROWN SWISS

CLASS J - ANY OTHER BREED

LOT NUMBER:

1. Heifer Calf, Spring	\$8. 7. 6. 5.
2. Heifer Calf, Winter	8. 7. 6. 5.
3. Heifer Calf, Fall	8. 7. 6. 5.
4. Heifer, Summer Yearling	8. 7. 6. 5.
5. Heifer, Spring Yearling	8. 7. 6. 5.
6. Heifer, Winter Yearling	8. 7. 6. 5.
7. Heifer, Fall Yearling	8. 7. 6. 5.
8. Cow, 2 Year	9. 8. 7. 5.
9. Cow, 3 Year	9. 8. 7. 5.
10. Cow, 4 Year	9. 8. 7. 5.
11. Cow, 5 year and over	9. 8. 7. 5.
12. Dry Cow, 3 year old and over	9. 8. 7. 5.
Junior Champion Female	Ribbon
Senior Champion Female.....	Ribbon
Grand Champion Female (each breed).....	Ribbon

Supreme Champion Grade Dairy Female Overall Breeds.....
..... Ribbon

CLASS K - DAIRY SHOWMANSHIP

REGULATIONS:

- MUST BE ENTERED ON ENTRY BLANK. **Members must show their own Junior Fair animals.** Open only to dairy project exhibitors. Dairy Showmanship is judged on the following basis:

Appearance of Animal	30
Cleanliness.....	10
Grooming.....	10
Clipping	5
Condition & Thriftiness.....	5
Appearance of Exhibitor.....	10
Showing Animal in the Ring	60
Leading.....	25
Posing	15
Show Animal to Best Advantage	10
Poise, Alertness, Attitude	10
Total.....	100
- All Showman contestants should enter the ring from the east side.
- Order of judging will be *lower grades to higher grades.*

Premiums sponsored by Western Wisconsin Nutrition

Regular judging: (One blue ribbon, one red ribbon, one white ribbon, one pink ribbon).

Blue...\$6.00 Red...\$5.00 White...\$4.00 Pink....\$3.00

LOT NUMBER:

- Grades 3-4
- Grades 5-6
- Grades 7-8
- Grades 9-10
- Grades 11-13

Champion Showman Grades 3-4.....	Ribbon
Champion Showman Grades 5-6.....	Ribbon
Champion Showman Grades 7-8.....	Ribbon
Champion Showman Grades 9-10.....	Ribbon
Champion Showman Grades 11-13.....	Ribbon
Grand Champion Showman	Ribbon

CLASS L – BEST FITTED

REGULATIONS:

- Must be signed up on the exhibitor's entry blank.
- Each exhibitor **MUST DO THEIR OWN FITTING AND CLIPPING.**
- Animals will be judged on cleanliness and the exhibitor's job of clipping and fitting of the animal.

Regular judging: 1st - \$12.00, 2nd - \$9.00, 3rd - \$6.00, 4th - \$3.00

Premiums sponsored by Honeycrest Farms, Inc. and Dr. Frank During.

LOT NUMBER:

- Best Fitted Animal

CLASS M - CLUB DAIRY HERD

REGULATIONS:

MUST BE ENTERED ON ENTRY BLANK BY THE CLUB. A club dairy herd shall consist of 5 animals of either sex or any dairy breed, grade or purebred owned or managed by 3 or more different Junior Fair Dairy Exhibitors of same 4-H Club, FFA Chapter, or Breed Organization. The animals must be shown in other Junior Fair Classes. This group will be scored as follows: Excellence of Individual Animals..... 60 points
Uniformity of Animals..... 10 points
Fitting and Preparation for Fair..... 20 points
Showmanship of the Herd -
Standing properly with one member as "heeler" 10 points

Regular judging: 1st-\$60.00, 2nd-\$50.00, 3rd-\$40.00, 4th-\$30.00, 5th-\$20.00, 6th-\$10.00.

Premiums sponsored by Ag Star Financial Service.

LOT NUMBER:

- Club Dairy Herd

CLASS N - DAIRY HERDSMANSHIP

REGULATIONS:

All 4-H Clubs and FFA Chapters are automatically entered. This award shall act as an incentive to the 4-H Clubs and

FFA Chapters exhibiting to do a better job in caring for the animals and preparing their exhibit. The majority of the exhibit should be planned, constructed and manned by exhibitors. Groups will be divided in two equal sections with half of them competing as large herds and half as small herds based on the number of exhibitors per club in this department at time of fair. If unsure of large or small status, leader should enter lot 1 and fair office will make adjustment as needed.

Herdsmanship is judged on the following basis:

- Cleanliness and neatness of exhibit area 50 percent
- Conduct and appearance of exhibitors in attendance 20 percent
- Storage of feed and equipment 10 percent
- Decoration, name cards 10 percent
- Type and quality of animals 10 percent

Premiums sponsored by: AgSource DHI Services, Pierce Co.

Regular judging: 1st-\$10.00, 2nd-\$8.00, 3rd-\$6.00, 4th-\$4.00, 5th-\$2.00

LOT NUMBER:

1. Large Herds
2. Small Herds

ADVENTURES IN ANIMAL SCIENCE

See Dept. 10J Class D

DAIRY PHOTOGRAPHY

See Dept. 20J Class E or F



**DEPARTMENT 2J
BEEF CATTLE - JUNIOR FAIR
(20101-20106)**

Superintendents -
Frank Brown - 273-4912
Kurt Nelson - 594-3805

CHECK-IN: *Wednesday 5:00 – 9:00 p.m. and Thursday 8:00 a.m. – noon.*

JUDGING: Judging in this department will begin at 9:00 a.m. Friday. Limited to five beef animals (cow-calf entry counts as two if *calf* is shown in individual class).

AGE CLASSIFICATIONS:

Summer calf – born between May 1 to August 1 of the exhibit year.

Junior calf - born between Jan. 1 thru April 30 of the exhibit year.

Senior calf - born between Sept. 1 and Dec. 31 of the year preceding the exhibit year.

Summer Yearling - born between May 1 and Aug. 31 of the year preceding the exhibit year.

Junior Yearling - born between Jan. 1 and April 30 of the year preceding the exhibit year.

Senior Yearling - born between Sept. 1 and Dec. 1 of the second year preceding the exhibit year.

Cow-Calf Pair – *Cows are shown with calf at side, must be lactating and calf nursing.*

Group Classes: See ATCP 160.09 in front of book for description of group classes.

Pair of breeding animals shall consist of two animals exhibited by one exhibitor. They should have been shown in individual classes.

Pair of steers shall consist of two steers exhibited by one exhibitor.

**REGISTERED BEEF BREEDING CLASSES
(MUST HAVE REGISTRATION PAPERS)
(20101-20103)**

- CLASS A - ANGUS**
- CLASS B - CHAROLAIS**
- CLASS C - HEREFORD**
- CLASS D - MAINE ANJOU**
- CLASS E - SHORTHORN**
- CLASS F - SOUTH DEVON**
- CLASS G – SIMMENTAL**
- CLASS H - OTHER BREEDS W/PAPERS**

LOT NUMBER:

- | | |
|------------------------------|---------------|
| 1. Bull Calf, Summer | \$9. 8. 7. 5. |
| 2. Bull Calf, Junior | 9. 8. 7. 5. |
| 3. Bull Calf, Senior | 9. 8. 7. 5. |
| 4. Heifer Calf, Summer | 9. 8. 7. 5. |
| 5. Heifer Calf, Junior | 9. 8. 7. 5. |
| 6. Heifer Calf, Senior | 11. 9. 7. 5. |
| 7. Heifer, Summer Yearling | 11. 9. 7. 5. |
| 8. Heifer, Junior Yearling | 11. 9. 7. 5. |
| 9. Heifer, Senior Yearling | 11. 9. 7. 5. |
| 10. Cow – calf pair | 8. 7. 6. 5. |
| 11. Pair of breeding animals | 8. 7. 6. 5. |
| Champion Female | Ribbon |
| Champion Bull calf | Ribbon |

Grand Champion Registered Beef Breeding Animal
Overall Breeds Ribbon

**GRADE BEEF BREEDING CLASSES
(ANIMALS WITHOUT REGISTRATION PAPERS)
(20101-20103)**

- CLASS I - ENGLISH BREEDS (Angus, Hereford, Red Polled, Shorthorn)**
- CLASS J - ANY OTHER GRADE BEEF**

LOT NUMBER:

- | | |
|------------------------|---------------|
| 1. Heifer Calf, Summer | \$9. 8. 7. 5. |
| 2. Heifer Calf, Junior | 9. 8. 7. 5. |
| 3. Heifer Calf, Senior | 11. 9. 7. 5. |

- | | |
|-----------------------------|--------------|
| 4. Heifer, Summer Yearling | 11. 9. 7. 5. |
| 5. Heifer, Junior Yearling | 11. 9. 7. 5. |
| 6. Heifer, Senior Yearling | 11. 9. 7. 5. |
| 7. Cow - <i>calf pair</i> | 8. 7. 6. 5. |
| 8. Pair of breeding animals | 8. 7. 6. 5. |
| Champion Female | Ribbon |

Grand Champion Grade Beef Breeding Animal Ribbon
Grand Champion Beef Breeding Animal Ribbon

CLASS K - MARKET ANIMAL (20101-20103)

REGULATIONS: All market animals will be weighed Thursday, between 1:00 and 3:00 p.m. **Large numbers of steers in lots will be divided into weight groups as needed. When animals fall in same lot, exhibitor may select another Junior exhibitor to show the second animal. Lots must have 3 entries or will be combined with Lot #9, "Any other breed." Enter a crossbred dairy/beef steer in Lot #10, "Steer Crossbred." Remember a little beef is all beef. If an animal is less than 75% of a breed, than it must show as a crossbred.**

Blue...\$8.00 Red...\$7.00 White...\$6.00 Pink...\$5.00

LOT NUMBER:

1. Steer Calf, Senior
2. Steer Calf, Junior
3. Steer - Angus
4. Steer - Hereford
5. Steer - Shorthorn
6. Steer - Simmental
7. Steer - Maine Anjou
8. Steer - South Devon
9. Steer - Any other breed
10. Steer - Crossbred
11. Market Heifer
12. Steer - Dairy
13. Pair of Market Animals



- | | |
|--|--------|
| Champion Angus Steer | Ribbon |
| Champion Hereford Steer | Ribbon |
| Champion Shorthorn Steer | Ribbon |
| Champion Simmental Steer | Ribbon |
| Champion Maine Anjou Steer | Ribbon |
| Champion South Devon Steer | Ribbon |
| Champion Any Other Breed Steer | Ribbon |
| Champion Any Other Crossbred Steer | Ribbon |
| Champion Market Heifer | Ribbon |
| Champion Dairy Steer | Ribbon |

Grand Champion Dairy Steer Ribbon
 Reserve Grand Champion Dairy Steer Ribbon
 Grand Champion Beef Animal Ribbon
 Reserve Grand Champion Beef Animal Ribbon

NOTE: A 3rd thru 5th overall market animal will be announced on show day.

CLASS L - CLUB BEEF HERD (20101-20103)

REGULATIONS:

MUST BE ENTERED ON ENTRY BLANK BY THE CLUB. A club beef herd shall consist of five beef animals of any sex, of any beef breed. They must be owned or managed by at least 3 different exhibitors in the same 4-H Club or FFA Chapter. This group will be scored as follows:

- | | |
|---|-----------|
| Excellence of individual animals | 40 points |
| Uniformity of animals | 30 points |
| Fitting and preparation for Fair | 20 points |
| Showmanship of the herd - Standing properly with one member as "heeler" | 10 points |

Premiums sponsored by River Falls Mutual Insurance Co.

Regular judging: (one blue ribbon, one red ribbon, one white ribbon, one pink ribbon) 1st-\$6.50, 2nd-\$5.50, 3rd-\$4.50, 4th-\$3.50, 5th-\$2.50, 6th-\$1.50

LOT NUMBER:

1. Club Beef Herd

CLASS M - BEEF SHOWMANSHIP (20101-20103)

REGULATIONS: MUST BE ENTERED ON ENTRY BLANK. Members must show their own animals. Open to Beef Project exhibitors only and judged on the basis of:

- | | |
|-----------------------------------|-----------|
| Fitting and training | 25 points |
| Showing own animal | 40 points |
| Showing any other animal | 10 points |
| Ring manners and appearance | 25 points |

Regular judging: (one blue ribbon, one red ribbon, one white ribbon, one pink ribbon)

Blue...\$3.00 Red...\$2.50 White...\$2.00 Pink...\$1.50

LOT NUMBER:

1. Beginner, Grades 3-5
2. Intermediate, Grades 6-8
3. Senior, Grades 9-13

Champion Beginner Showman	Ribbon
Champion Intermediate Showman	Ribbon
Champion Senior Showman	Ribbon
4. Best Fitted Animal (judged on clipping, cleanliness and general health appearance)..... Ribbon

CLASS N - MEAT ANIMAL SALE AND CARCASS CONTEST (20106)

REGULATIONS TO SELL ANIMALS: Refer to Pierce County 4-H & FFA Meat Animal Project Rules for complete details.

1. Exhibitor must be enrolled in the Livestock Sale Project.
2. All youth who plan to sell their market animal in the Meat Animal Sale must turn in their yellow Drug History Form (signed by parent or legal guardian) at the time of unloading at the fairgrounds.
3. Only one animal *project* allowed to be sold at any Wisconsin County Fair.
4. Each participant is required to weigh-in his/her own animals. A maximum of two animals per *species* can be weighed in.
5. Exhibitor must turn in a thank you card (with picture included) in a stamped-addressed envelope for their buyer before getting their sale check. This will be done at the carcass evaluation program. *Livestock committee will deduct 5% for auction expenses.*
6. *Exhibitor may choose to ultrasound one animal to be entered into the carcass contest. Exhibitor may ultrasound a second animal (at their own cost) to receive carcass data. Animal to be entered in carcass contest MUST be identified prior to ultra-sounding either animal.*
7. **ANIMAL DOES NOT HAVE TO BE SOLD TO BE ENTERED IN CARCASS CONTEST.**
8. *At locker plant load out time (2:00 p.m. Sunday) each participant must assist in moving their animal to trailer.*
9. Carcass judging and evaluation program to be held following the fair. Date to be announced.
10. Any carcass found containing any foreign matter may be excluded from collecting any or all proceeds resulting from exhibition or sale of the said animal.
11. All prospective participants should enter this class on their entry form.

LOT NUMBER:

1. Dairy Steer Carcass \$6. 5. 4. 3.
2. Beef Steer Carcass..... \$6. 5. 4. 3.

CLASS O - BEEF HERDSMANSHIP (20101-20103)

REGULATIONS:

All 4-H Clubs and FFA Chapters are automatically entered. This award shall act as an incentive to the 4-H Clubs and FFA Chapters exhibiting to do a better job in caring for the animals and preparing their exhibit. The majority of the exhibit should be planned, constructed and manned by exhibitors. Groups will be divided in two equal sections with half of them competing as large herds and half as small herds based on the number of exhibitors per club in this department at time of fair. If unsure of large or small status, leader should enter lot 1 and fair office will make adjustment as needed.

Herdsmanship is judged on the following basis:

- Cleanliness and neatness of exhibit area..... 50 percent
- Conduct and appearance of exhibitors in attendance 20 percent
- Storage of feed and equipment..... 10 percent
- Decoration, name cards 10 percent
- Type and quality of animals 10 percent

Premiums sponsored by Royal Rushers 4-H Club.

Regular judging: 1st - \$10.00, 2nd - \$8.00, 3rd - \$6.00, 4th - \$4.00, 5th - \$2.00

LOT NUMBER:

1. Large Herd
2. Small Herd

ADVENTURES IN ANIMAL SCIENCE

See Dept. 10J Class D

BEEF PHOTOGRAPHY (211-213)

See Dept. 20J Class E or F



DEPARTMENT 3J

SWINE - JUNIOR FAIR (20401-20406)

Superintendent - Kyle Igou - 425-1830 x1209

CHECK-IN: *Wednesday 5:00 – 9:00 p.m. and Thursday 8:00 a.m. – noon.*

JUDGING: Judging in this department will begin on *Thursday at 4:30 p.m.* Limited to two swine in this department.

REGULATIONS: All swine shall be accompanied by a Wisconsin **Intrastate Movement Certificate** stating that the herd of origin has been inspected on the farm within 30 days of the exhibition and no apparent disease has been present in the herd for the past 30 days. The certificate must also include all required test documentation.

Blue....\$6.00 Red....\$5.00 White....\$4.00 Pink....\$3.00

CLASS A - MARKET CLASSES (20401-20403)

REGULATIONS: If bringing two animals in Market Class, enter one in Lot 1 and one in Lot 2. All market pigs will be weighed in on Thursday from *10:00 a.m. to noon.* Exhibitor must identify which pig is pig #1 & pig #2 by ear tag # at time of weigh in. The animals will be divided into lightweight, middleweight, and heavyweight and by gender for judging purposes only at time of show. If both animals fall in the same weight division, the exhibitor may have someone else show one of the animals for him/her.

LOT NUMBER:

- 1. Market Pig #1
- 2. Market Pig, #2
- 3. Pen of Market Pigs
 - Champion Barrow Pig..... Ribbon
 - Champion Gilt Pig..... Ribbon
 - Grand Champion Pig..... Ribbon

CLASS B - SWINE SHOWMANSHIP (20401-20403)

REGULATIONS: MUST BE ENTERED ON ENTRY BLANK. Members must show their own animal. The same score card as used in Beef Showmanship Contest will be used.

Regular judging: (one blue ribbon, one red ribbon, one white ribbon, one pink ribbon)

Blue...\$3.00 Red...\$2.50 White...\$2.00 Pink...\$1.50

LOT NUMBER:

- 1. Beginner, Grades 3-5
- 2. Intermediate, Grades 6-8
- 3. Senior, Grades 9-13
 - Champion Beginner Showman Ribbon
 - Champion Intermediate Showman..... Ribbon
 - Champion Senior Showman Ribbon
 - Grand Champion Showman Ribbon

CLASS C - MEAT ANIMAL SALE AND CARCASS CONTEST (20406)

REGULATIONS TO SELL ANIMALS: Refer to Pierce County 4-H & FFA Meat Animal Project Rules for complete details.

- 1. Exhibitor must be enrolled in the Livestock Sale Project.
- 2. All youth who plan to sell their market animal in the Meat Animal Sale must turn in their yellow Drug History Form (signed by parent or legal guardian) at the time of unloading at the fairgrounds.
- 3. Only one animal *project* allowed to be sold at any Wisconsin County Fair.
- 4. Each participant is required to weigh-in his/her own animals. A maximum of two animals per *species* can be weighed in. ALL SWINE MUST BE WEIGHED DURING THE DESIGNATED MARKET CLASS WEIGH IN.
- 5. Swine must live grade #1 or #2 to qualify for auction.
- 6. *Exhibitor must turn in a thank you card (with picture included) in a stamped-addressed envelope for their buyer before getting their sale check. This will be done at the carcass evaluation program. Livestock committee will deduct 5% for auction expenses.*
- 7. *Exhibitor may choose to ultrasound one animal to be entered into the carcass. Exhibitor may ultrasound a second animal (at their own cost) to receive carcass data. Animals to be entered in carcass contest MUST be identified prior to ultrasounding either animal.*

- 8. ANIMAL DOES NOT HAVE TO BE SOLD TO BE ENTERED IN CARCASS CONTEST.
- 10. *At locker plant load out time (3:00 p.m.) each participant must assist in moving their animal to trailer.*
- 11. *Carcass judging and evaluation program to be held following the fair. Date to be announced.*
- 12. Any carcass found containing any foreign matter may be excluded from collecting any or all proceeds resulting from exhibition or sale of the said animal.
- 13. All prospective participants should enter this class on their entry form.

Blue...\$6.00 Red...\$5.00 White...\$4.00 Pink...\$3.00

LOT NUMBER:

- 1. Market Barrow/Gilt Carcass

CLASS D - SWINE HERDSMANSHIP (20401-20406)

REGULATIONS: All 4-H Clubs and FFA Chapters are automatically entered. This award shall act as an incentive to the 4-H Clubs and FFA Chapters exhibiting to do a better job in caring for the animals and preparing their exhibit. The majority of the exhibit should be planned, constructed and manned by exhibitors. Groups will be divided in two equal sections with half of them competing as large herds and half as small herds based on the number of exhibitors per club in this department at time of fair. If unsure of large or small status, leader should enter lot 1 and fair office will make adjustment as needed.

Herdsmanship is judged on the following basis:

Cleanliness and neatness of exhibit area.....	50 percent
Conduct and appearance of exhibitors in attendance.....	20 percent
Storage of feed and equipment.....	10 percent
Decoration, name cards.....	10 percent
Type and quality of animals.....	10 percent

Regular judging:


Blue...\$10.00 Red...\$8.00 White...\$6.00 Pink...\$4.00

LOT NUMBER

- 1. Large Herds
- 2. Small Herds

ADVENTURES IN ANIMAL SCIENCE
See Dept. 10J Class D

SWINE PHOTOGRAPHY (20401-20403)
See Dept. 20J Class E or F





DEPARTMENT 4J
SHEEP - JUNIOR FAIR (20601-20606)
 Superintendents - John & Holly Bazille - 684-9529

CHECK-IN: Wednesday 5:00 – 9:00 p.m. Weigh-in:
 Thursday 9:30 – 10:00 a.m.

JUDGING: Judging in this department will begin
 Thursday at approximately 1:00 p.m.

GENERAL REGULATIONS: Exhibitors may show in both open and junior classes however, the same animal may not be entered in both divisions. **Limited to 7 sheep in this department. An 8th sheep will be allowed only for the completion of a Pen of Market Lambs. ANIMALS MUST BE FITTED BY JUNIOR MEMBER OR IMMEDIATE FAMILY AT FAIR.**

Sheep originating from within Wisconsin: Sexually-intact sheep of any age and all other sheep 12 months of age and older, must be identified with official scrapie ear tags or other official individual identification. Sexually intact sheep exposed to scrapie will not be allowed to attend the fair or exhibition. Sheep originating from outside Wisconsin: The Wisconsin Division of Animal Health website has current import requirements for sheep originating from other states: http://datcp.wi.gov/Animals/Animal_Movement/Sheep_Goats/index.aspx. All sheep shall be accompanied by a certificate of veterinary inspection. All sheep must be identified with official scrapie ear tags or other official individual identification. Sheep exposed to scrapie will not be allowed to enter Wisconsin.

Blue..\$5.00 Red.....\$4.00 White.....\$3.00 Pink.....\$2.00

CLASS A – MARKET CLASSES (20601-20603)

MARKET REGULATIONS: All market sheep shall be completely shorn. All market animals must be weighed in at initial April weigh in and on *Thursday* from 9:30 – 10:00 a.m. The animals will be divided into light, medium, and heavy weight lots. If bringing two animals in Market Class, enter them in proper lot number (changes will be made after weigh-in). If both animals fall in the same weight lot #, the exhibitor may have someone else show one of the animals for him/her. Animals shown in Class A cannot be shown in the breeding stock classes.

A market lamb (ewe or wether) is one born after January 1 of the exhibit year.

- LOT NUMBER:**
1. Market Lamb #1
 2. Market Lamb #2

3. Pen of Market Lambs
 Champion Market Lamb..... Ribbon

BREEDING REGULATIONS: Registered wool breeds will be shown with two inches of wool or less. **All Rams must have registration papers on them to be shown.**

AGE CLASSIFICATIONS:
 A spring lamb is one born on or after February 16 of the exhibit year.
 A winter lamb is one born between January 1 and February 15 of the exhibit year.
 A fall lamb is one born between September 1 and December 31 of the year preceding the exhibit year.
 A yearling ram or ewe is one born between September 1 of second year preceding the fair and August 31 of the year preceding the fair. The age of yearlings may be subject to verification by a veterinarian's examination whose finding shall be final.
 A mature ewe is one born outside the date of those specified above (before September 1 of the second year preceding the fair).

- GROUP CLASSES:**
- Pair of lambs includes a spring, winter or fall ram lamb and a spring, winter or fall ewe lamb shown by exhibitor (*one lamb of each sex*).
 - Junior Flock to consist of 3 animals – ram (yearling or lamb) and combination of 2 ewes (lamb, yearling or mature ewe) shown by exhibitor.
 - Pen of lambs – 2 lambs of same breed and same sex shown in appropriate classes by the same exhibitor.

BREEDING CLASSES (20601-20603)

- WOOL CLASSES** (wool up to 2")
CLASS B - SHETLAND
CLASS C - LINCOLN
CLASS D - ANY OTHER BREED, WOOL TYPE
CLASS E - NATURAL COLORED (sheep with colored wool, up to 4")
CLASS F – CROSSBRED – Ewe only (a cross of 2 or more wool breeds) (Only lots 5-9, 11, 13 with purebred ram, & 14)

- MEAT CLASSES** (check breed characteristics on wool lengths)
CLASS G – HAMPSHIRE
CLASS H – DORSET
CLASS I – SUFFOLK
CLASS J – SHROPSHIRE
CLASS K – CHEVIOT
CLASS L – OTHER BREED, MEAT TYPE
CLASS M – CROSSBRED – Ewe only (a cross of 2 or more breeds) (Only lots 5-9, 11, 13 with purebred ram, & 14)
CLASS N – WETHER STYLE

LOT NUMBER:

1. Spring Ram Lamb
2. Winter Ram Lamb
3. Fall Ram Lamb
4. Yearling Ram
5. Spring Ewe Lamb
6. Winter Ewe Lamb
7. Fall Ewe Lamb
8. Yearling Ewe
9. Mature Ewe
10. Pen of Ram Lambs
11. Pen of Ewe Lambs
12. Pair of Lambs
13. Jr. Flock (*ALL FLOCKS*)
14. Production Pen (consists of a Ewe any age and her lamb/lambs)
Champion Ram each Class (B-N).....Ribbon
Champion Ewe each Class (B-N)Ribbon



Grand Champion Ram, overall breeds Ribbon
 Grand Champion Ewe, overall breeds..... Ribbon

CLASS O - SHEEP SHOWMANSHIP (20601-20603)

REGULATIONS: MUST BE ENTERED ON ENTRY BLANK. Members must show their own animals.

Regular judging: (one blue ribbon, one red ribbon, one white ribbon, one pink ribbon)

Blue...\$3.00 Red...\$2.50 White...\$2.00 Pink...\$1.50

LOT NUMBER:

1. Beginner, Grades 3-5
2. Intermediate, Grades 6-8
3. Senior, Grades 9-13
 Champion Beginner Showman Ribbon
 Champion Intermediate Showman..... Ribbon
 Champion Senior Showman Ribbon

Grand Champion Sheep Showman Ribbon

4. Best Fitted Animal..... Ribbon

CLASS P - COSTUME (20601-20603)

REGULATIONS: Open to any Junior Fair sheep exhibitor. Exhibitor must be dressed in costume and at least 50% of the animal.

Blue...\$3.00 Red...\$2.50 White...\$2.00 Pink...\$1.50

LOT NUMBER:

1. Costume
 ChampionRibbon

CLASS Q - MARKET WOOL/FLEECE SHOW CLASS (20601-20603)

REGULATIONS: Sample of wool should be an entire fleece with suitable staple length. Tied for display.

LOT NUMBER:

1. Fine
2. Coarse
3. Colored
 Champion Market Wool/Fleece Ribbon

CLASS R - MEAT ANIMAL SALE AND CARCASS CONTEST (20606)

REGULATIONS TO SELL ANIMALS: Refer to Pierce County 4-H & FFA Meat Animal Project Rules for complete details.

1. Exhibitor must be enrolled in the Livestock Sale Project.
2. All youth who plan to sell their market animal in the Meat Animal Sale must turn in their yellow Drug History Form (signed by parent or legal guardian) at the time of unloading in the fairgrounds.
3. Only one animal *project* allowed to be sold at any Wisconsin County Fair.
4. Each participant is required to *have* his/her own animals *weighed in*. A maximum of two animals per *species* can be weighed in. *ANY ANIMAL NOT WEIGHED DURING THE DESIGNATED MARKET CLASS WEIGH-IN TIMES WILL NOT BE SOLD.*
5. *Exhibitor must turn in a thank you card (with picture included) in a stamped-addressed envelope for their buyer before getting their sale check. This will be done at the carcass evaluation program. Livestock committee will deduct 5% for auction expenses.*
6. *Exhibitor may choose to ultrasound one animal to be entered into the carcass contest. Exhibitor may ultrasound a second animal (at their own cost) to receive carcass data. Animal to be entered in carcass contest MUST be identified prior to ultra-sounding either animal.*
7. ANIMAL DOES NOT HAVE TO BE SOLD TO BE ENTERED IN CARCASS CONTEST.
8. *At locker plant load out time (2:00 p.m.) each participant must assist in moving their animal to trailer.*
9. Lambs must grade prime or choice to qualify for auction.
10. *Carcass judging and evaluation program to be held following the fair. Date to be announced.*
11. Any carcass found containing a foreign matter may be excluded from collecting any or all proceeds resulting from exhibition or sale of the said animal.
12. All prospective participants should enter this class on their entry form.

Blue...\$6.00 Red..\$5.00 White...\$4.00 Pink.....\$3.00

LOT NUMBER:

1. Market Carcass

SHEEP

CLASS S - SHEEP HERDSMANSHIP (20601-20603)

REGULATIONS: All 4-H Clubs and FFA Chapters are automatically entered. This award shall act as an incentive to the 4-H Clubs and FFA Chapters exhibiting to do a better job in caring for the animals and preparing their exhibit. The majority of the exhibit should be planned, constructed and manned by exhibitors. Groups will be divided in two equal sections with half of them competing as large flock and half as small flock based on the number of exhibitors per club in this department at time of fair. If unsure of large or small status, leader should enter lot 1 and fair office will make adjustment as needed.

Herdsmanship is judged on the following basis:

- Cleanliness and neatness of exhibit area 50 percent
- Conduct and appearance of exhibitors in attendance 20 percent
- Storage of feed and equipment 10 percent
- Decoration, name cards 10 percent
- Type and quality of animals 10 percent

Regular judging:

Blue...\$10.00 Red...\$8.00 White...\$6.00 Pink...\$4.00

LOT NUMBER:

1. Large Flock
2. Small Flock

ADVENTURES IN ANIMAL SCIENCE

See Dept. 10J Class D

SHEEP PHOTOGRAPHY (20601-20603)

See Dept. 20J Class E or F



DEPARTMENT 5J

GOATS - JUNIOR FAIR (20151-20153)

Superintendents -
Linda Steele - 273-4888
Kim Sjostrom - 448-2517

CHECK-IN: *Wednesday, 5:00 – 9:00 p.m.*

JUDGING: Judging in this Department will begin on Friday at 1:00 p.m.

REGULATIONS: All exhibitors must be enrolled in the Goat Project. The goat must be in exhibitor's possession by May 1, of the exhibit year except goat kids less than 3 months. Goats must be owned or managed. No uncastrated male animals will be allowed. Wethers can be shown in the *Pet Goat*, *Best Fitted*, *Showmanship* and *Meat Kid* classes. Goats with ringworm, warts, mange, scab, or

abscesses will not be allowed unless the veterinarian in charge determines that the ringworm lesions, warts, or abscesses are inactive and incapable of transmitting the disease. Any goat found with ringworm, warts, mange, scab, or abscesses shall be removed from the premises of the fair. Goats will be checked upon arrival to the Fairgrounds. No horned dairy goats allowed. Clubs will be responsible for their own animals at all times. Age of animal is at fair time.

Junior Fair exhibitors are limited to a maximum of six animals in the Goat Department. This number includes group classes. No extra animals allowed except nursing kids.

Premiums apply to lot 2 in Class A, and all lots in Classes B-F.

Blue...\$5.00 Red...\$4.00 White...\$3.00 Pink...\$2.00

CLASS A – COSTUME AND MOHAIR LEAD

REGULATIONS: Exhibitors may not show the same costume in each class.

LOT NUMBER:

1. Costume Goat. Exhibitor and goat must be dressed in appropriate costumes. Judging will include both costume of exhibitor and goat. Goat must also be shown in class B-H or I. No premium.
Champion Ribbon
2. Mohair Lead. Open to any Jr. Fair Angora goat and exhibitor. Items of attire of exhibitor and goat must be made from a minimum of 30% mohair. Goat must also be shown in class E-H or I.
Champion Ribbon

CLASS B – MEAT KID (DOE OR WETHER ONLY)

CHECK-IN/JUDGING: Weigh-in will be Thursday, 9:30 – 10:00 a.m. in arena.

REGULATIONS: MUST BE ENTERED ON ENTRY BLANK. First place blue ribbon animal is eligible for sale in the livestock auction, if all other *meat animal sale* requirements have been met. **All goats in this class must be shown with an inch or less of hair. Drug form required.**

Exhibitor must ID their animal by June 1st. Animal will be weighed and tagged at this time. Animal must have initial weigh-in at a location TBA. Exhibitor must attend a MAQA meeting and follow all rules and regulations of the Livestock Committee Meat Animal Sale.

LOT NUMBER:

1. Meat Kid, 30-50 lbs., not more than 13 weeks old

2. Meat Kid, over 50 lbs., not more than 9 months old
Champion Meat Kid..... Ribbon

CLASS C – DAIRY GOATS

REGULATIONS: Does only. May be Grade, Recorded Grade, Purebred or American. This includes Oberhasli, Sanaan, Nubian, Alpine, LaMancha, Toggenburg, and Nigerian Dwarfs.

LOT NUMBER:

1. Jr. Kid 0-6 months
2. Sr. Kid 7-12 months
3. Yearling 13-24 months
Lots 1-3 must never have kidded
Champion Junior Doe..... Ribbon
4. Doe 1 year to under 2 years
5. Doe 2 years to under 3 years
6. Doe 3 years to under 4 years
7. Doe 4 years and older
Lots 4-7 must have kidded at least once. Includes dry milkers.
Champion Senior Doe..... Ribbon

Grand Champion Dairy Goat..... Ribbon

CLASS D - PYGMY, BOER and FAINTING GOATS (DOES ONLY)

REGULATIONS: Open to any Pygmy, Boer and Fainting Goats

LOT NUMBER:

1. Jr. Kid 0-6 months
2. Sr. Kid 7-12 months
3. Yearling 13-24 months
Lots 1-3 must never have kidded
Champion Junior Doe..... Ribbon
4. Doe 1 year to under 2 years
5. Doe 2 years to under 3 years
6. Doe 3 years to under 4 years
7. Doe 4 years and older
Lots 4-7 must have kidded at least once. Includes dry milkers.
Champion Senior Doe... .. Ribbon

Grand Champion *Meat* Goat..... Ribbon

CLASS E - ANGORA GOATS (DOES ONLY)

REGULATIONS: Angora goats that have been washed or dipped after the last shearing preceding the show will receive a pink premium and not be able to compete for champion.

LOT NUMBER:

1. Jr. Kid 0-6 months
2. Sr. Kid 7-12 months

- Champion Kid Angora..... Ribbon
3. Doe 1 year to under 2 years
4. Doe 2 years to under 3 years
5. Doe 3 years to under 4 years
6. Doe 4 years and older
Champion Sr. Doe Angora Ribbon

Grand Champion Angora..... Ribbon

CLASS F – PET AND ANY OTHER CROSSBRED GOAT (DOE OR WETHER ONLY)

REGULATIONS: May not show the same animal that was shown in Class B-E in this class.

LOT NUMBER:

1. Pet and Any Other Crossbred Goat
Champion Ribbon

CLASS G – GROUP

REGULATIONS: This class will be conference judged.

Blue...\$4.00 Red...\$3.00 White...\$2.00 Pink...\$1.00

LOT NUMBER:

1. Dam and Daughters - Placing based on exhibitor's explanation of breeding improvements of daughter over dam.
2. Get of Sire –Consists of 3 does any age which are the get of one sire. **Exhibitor must own one of the animals. At least one of the does must be shown in Class C, D or E.**
3. Produce of Dam - Consists of 2 does of any age which are the produce of one doe. **At least one of the does must be shown in Class C, D or E. Exhibitor must own one of the animals.**
4. Exhibitor Herd – Consists of one doe under one year of age, one yearling doe and one doe 2 years old or older, all of which are owned by the exhibitor.
5. Angora Production Pen – A dam and daughter shall consist of one doe of any age and its dam. The animals need not be owned by the same exhibitor.

CLASS H - GOAT SHOWMANSHIP

REGULATIONS: Each exhibitor will be evaluated and scored individually. Judging for Showmanship will be based on criteria for the respective breeds and species. Contact the Extension office for copies of the sample score cards and criteria. All goat exhibitors are automatically entered. Members *need not* show their own animal. Recommended attire for Angora, Pygmy and Any Other is blue or black jeans/skirt with white top. Recommended attire for Dairy Goat is white pants/skirt and top.

Blue...\$3.00 Red...\$2.50 White...\$2.00 Pink...\$1.50

GOATS

LOT NUMBER:

- 1. Beginner, Grades 3-5
- 2. Intermediate, Grades 6-8
- 3. Senior, Grades 9-13
 - Champion Beginner Showman Ribbon
 - Champion Intermediate Showman..... Ribbon
 - Champion Senior Showman. Ribbon
 - Grand Champion Showman Ribbon

CLASS I – BEST FITTED

REGULATIONS: Open to all exhibitors. Animal will be judged on clipping, cleanliness and general health appearance. Conformation will not be considered. **Animal must be shown in Class A-E or F. Exhibitor must show own animal.**

Blue...\$3.00 Red...\$2.50 White...\$2.00 Pink...\$1.50

LOT NUMBER:

- 1. Best Fitted Dairy Goat
- 2. Best Fitted Pygmy, Boer, Fainting, Pet Goat or Any Other
- 3. Best Mohair Goat
 - Champion *Best Fitted* Ribbon

CLASS J - MOHAIR SHOW

REGULATION: Fleece that has been washed or dipped after the last shearing preceding the show will receive a pink premium and not be able to compete for champion. Fleece must be shorn within the last 12 months from fair date, and must be shorn from exhibitor’s animal.

Blue...\$5.00 Red...\$4.00 White...\$3.00 Pink...\$2.00

LOT NUMBER:

- 1. Kid Mohair (under 1 year)
- 2. Adult Mohair
 - Champion Ribbon

CLASS K - MEAT ANIMAL SALE AND CARCASS CONTEST

- 1. All youth who plan to sell their market animal in the Meat Animal Sale must turn in their yellow Drug History Form (signed by parent or legal guardian) at the time of unloading at the fairgrounds.
- 2. *Only one animal project allowed to be sold at any Wisconsin County Fair.*
- 3. Each participant is required to weigh-in his/her own animals. *A maximum of 2 animals per species can be weighed in.*
- 4. *Exhibitor must turn in a thank you card (with picture included) in a stamped-addressed envelope for their buyer before getting their sale check. This will be done at the carcass evaluation program. Livestock committee will deduct 5% for auction services.*

- 5. *ANIMAL DOES NOT HAVE TO BE SOLD TO BE ENTERED IN CARCASS CONTEST.*
- 6. An exhibitor who does not win the 1st place blue is still eligible to participate in the meat kid carcass contest.
- 7. *Exhibitor may choose to ultrasound one animal to be entered into the carcass contest. Exhibitor may ultrasound a second animal (at their own cost) to receive carcass data. Animal to be entered in carcass contest MUST be identified prior to ultra-sounding either animal.*
- 8. *At 2:00 p.m. locker plant load out time each participant must assist in moving their animal to trailer.*
- 9. Carcass judging and evaluation program to be held following the fair. Date to be announced.
- 10. Any carcass found containing a foreign matter may be excluded from collecting any or all proceeds resulting from exhibition or sale of the said animal.
- 11. All prospective participants should enter this class on their entry form.

Blue...\$6.00 Red...\$5.00 White...\$4.00 Pink..\$3.00

LOT NUMBER:

- 1. Meat Kid Carcass

CLASS L - GOAT HERDSMANSHIP

REGULATIONS: All 4-H Clubs and FFA Chapters are automatically entered. This award acts as a requirement to keep barns and animals clean. Judging will be done by a committee continually during the fair. Exhibits should be kept clean, equipment properly stored, animals cared for, and aisles clean.

Herdsmanship is judged on the following:

- Cleanliness and neatness of exhibit area..... 50 percent
- Conduct and appearance of exhibitors in attendance 20 percent
- Storage of feed and equipment..... 10 percent
- Decoration, name cards 10 percent
- Type and quality of animals 10 percent

Regular judging:

Blue...\$10.00 Red...\$8.00 White...\$6.00 Pink...\$4.00

LOT NUMBER:

- 1. Club Goat Herdsmanship

ADVENTURES IN ANIMAL SCIENCE
See Department 10J Class D

GOAT PHOTOGRAPHY
See Department 20J Class E or F

DEPARTMENT 6J
PLEASURE HORSES JUNIOR FAIR
(20301-20314)

Superintendents - Kari & Jeff Lacy - 651-206-7384

(GS = Horse Sense)

CHECK-IN: Wednesday 5:00 – 9:00 p.m. and Thursday
8:00 a.m. – Noon.

Mandatory barn meeting will be held in conjunction
with barn cleaning at 6:00 PM on the Sunday prior to
the fair.

FAIR JUDGING SCHEDULE

TUESDAY

5-7 p.m. Class J - Hippology in Home Ec. Bldg.

THURSDAY

4 p.m. Class M - Therapeutic Riding Classes
Class E – Trail Classes
Class G – Miniature Horse Classes

FRIDAY

8 a.m. Class C – Gymkhana Walk/Trot Classes
Class C – Gymkhana Advanced

SATURDAY

8 a.m. Class A – Novice
Class B – Qualifying
Class D – Lot 18 Western Riding ONLY
Class L – Horseless Horse Classes
Lunch Class I – Horse Judging

SUNDAY

8 a.m. Class F – Draft Horse Classes
Class D – Fun Classes

WORKSHOPS:

- IT IS REQUIRED THAT ALL HORSE PROJECT MEMBERS ATTEND AT LEAST ONE PIERCE COUNTY 4-H HORSE SAFETY CLINIC WITH THEIR PROJECT HORSE(S) TO BE ABLE TO ENTER THEIR PROJECT HORSE(S) AT THE PIERCE COUNTY FAIR. Project members and their horse(s) are exempt from attending the Safety Clinic ONLY if the specific horse/rider combination has attended the fair for the last two consecutive years. Refer to your horse handbook and/or 4-H newsletter for further information on qualifying clinics or workshops.

COGGINS, VACCINATIONS AND VET CARE:

- No equine will be allowed on the Fairgrounds without a copy of a valid (within the current calendar year)
- negative equine infectious anemia test (e.g. Coggins test). The test is due to the Extension Office no later than May 1. *See FORMS AND DEADLINES next column. **BRING YOUR ORIGINAL COGGINS TEST TO THE FAIR. YOUR HORSE CANNOT STAY AT THE FAIR UNLESS YOUR ORIGINAL IS CHECKED BY FAIR OFFICIALS** (this includes both stalled and trailered horses). Your copy must remain on file for five years. **This is the law!**
- In addition, the Horse Committee strongly West Nile, Sleeping Sickness (Encephalitis), Tetanus, Influenza, and rabies.
- A veterinarian will not be on the fairgrounds; exhibitors are responsible for obtaining any veterinary care they need. If an animal appears ill, the member/owner will be asked to have a veterinarian check the animal at their expense, or risk being removed from the fairgrounds. If the member/owner cannot be located, a veterinarian will be called, at the owner's expense.

FORMS AND DEADLINES:

- Horse(s) must be in exhibitor's possession by May 1. The **PROJECT HORSE DECLARATION FORM** must be completed for horse(s) coming to the Fair and submitted to the Extension Office by May 1. The valid Coggins test paperwork is to be turned in with your Project Horse Declaration Form. These will be considered your current project or qualifying horses, so any/all horses that are a possibility should be included on the form. NO EXCEPTIONS OR SUBSTITUTIONS WILL BE MADE AFTER MAY 1.
- Exhibitors may bring more than one horse to the Fair; however, stabling is at the discretion of the Horse Committee. Horses are expected to be stabled at the Fair from entry time on and may not leave the grounds until checkout time on Sunday at 4:30 p.m. The **EQUINE FAIR REQUEST FORM** is due in the Extension Office no later than July 1.

ENTERING HORSE DEPARTMENT CLASSES:

- Grade level of exhibitors for all Junior Fair classes is as of January 1 the year of the Fair.
- No stallions may be exhibited. No yearlings or mares with foal will be allowed at the Fair.
- Members riding at the Fair should choose between Class A–Novice and Class B–State Qualifying. You cannot sign up for both. Class A–Novice will not qualify for State Show. Riders in Classes A or B may also sign up for the Trail classes and any or all of the Fun or Gymkhana classes. Members may also sign up for just the Trail classes and/or any of the Fun or Gymkhana classes.

GOATS

HORSES

- Only family members may share a horse except for Horseless Horse exhibitors. If a horse is shared, the animal may not be entered in more than one western pleasure class and one English pleasure class, or in the same lot number in Gymkhana classes.

GROOMERS AND TRAINERS:

- No professional groomers or trainers are allowed to work with, groom the horses, be in the ring, be on the rail, or coach from the rail at or during any horse committee sponsored event (except headers in the harness classes and therapeutic riding).

HELMETS AND CLOTHING:

- Long sleeved shirts with collar and cuff, and tail tucked in are required in all classes except the costume class. No T-shirts, sweatshirts, etc. are allowed in any classes. Boots with heels are required footwear in all classes. At the Judge's discretion, a short sleeve shirt with collar may be worn, or long sleeves may be rolled up.
- SEI approved safety helmets must be properly fitted and worn by youth and adults while mounted on or while driving the horse at any project related event.

HORSE BARN RULES:

- No riding or sitting on horses in Barn, nor riding between barn and arena, nor riding on the grounds except in the Arena. Boots are required at all times when riding or working your horse(s). No giving rides on your horse. No grooming or tacking up of horses in the aisles.
- In order to stay over night in the Horse Barn, exhibitors must be in grade 6 or above, have a horse stabled in the barn, have possession of their Junior Fair Season pass, have a overnight permit issued by the Fair Office, and must follow the Horse Barn rules. There must be at least two Adult Volunteer members (4-H certified) to act as chaperons each night in the Barn. Please check with the superintendent to verify that chaperones are available for that night.
- The exhibitor's parent or legal guardian must sign for the overnight permit regardless of the exhibitor's grade. Any unruly conduct such as use of cigarettes, cigars, pipes, illegal drugs, alcohol, abusive language, violent tempers, or intimate physical relations is not allowed. Youth have an 11:00PM curfew (this may be amended at the Mandatory Barn Meeting). Disciplinary action for failure to comply with the permit procedure could result in immediate removal from the Fairgrounds, revoking of further overnight privileges and loss of animal premiums.
- Smoking, dogs, or balloons are not allowed in the Horse Barn or Horse Arena area.
- Exhibitors are responsible for providing their own feed and bedding (shavings only) while horse(s) are stabled at the Fair (one hay bale per stall may be stored at a

time). All stalls must be properly maintained, with clean water, feed, and bedding available at all times.

OTHER INFORMATION:

- Classes may be combined the day of the show depending on class size at the judge's discretion.
- Practice time in riding arena, 6:00 - 7:30 a.m., and after horse shows until 10:30 p.m., unless announced otherwise.
- NO ONE OTHER THAN 4-H EXHIBITOR MAY RIDE HIS OR HER HORSE AT THE FAIR UNLESS AUTHORIZED BY BARN SUPERINTENDENT, OR PRE-AUTHORIZED BY HORSE COMMITTEE.

CLASS A – NOVICE (20301-20303)

Blue.... \$1.75 Red.... \$1.50 White....\$1.25 Pink...\$1.00

Regular judging: 1st – 6th place.

REGULATIONS: Open to all Horse and Pony Project Riders who have not yet won a Championship Riding Class in the year 2005 and after. Class A entrants are not eligible for State performance classes.

LOT NUMBER:

Grades 3-5

1. Showmanship at Halter
2. *Walk/Trot Horsemanship (English or Western)*
3. *Walk/Trot Pleasure (English or Western)*
4. *Horsemanship (English or Western)*
5. *Pleasure (English or Western)*

Grades 3-13 (Novice Riders 1st or 2nd Year Member)

6. *Walk/Trot Horsemanship (English or Western)*
7. *Walk/Trot Pleasure (English or Western)*

Note: 1st place in lots 2-7 will automatically receive Champion.

Grades 6-8

8. Showmanship at Halter
9. Horse & Pony English Equitation
10. Pony English Pleasure
11. Horse English Pleasure
12. Horse & Pony Stock Seat Equitation
13. Pony Western Pleasure
14. Horse Western Pleasure

Grades 9-13

15. Showmanship at Halter
16. Horse & Pony English Equitation
17. Pony English Pleasure
18. Horse English Pleasure
19. Horse & Pony Stock Seat Equitation
20. Pony Western Pleasure
21. Horse Western Pleasure

Champion Showmanship at Halter..... Ribbon

Champion English Equitation	Ribbon
Champion Pony English Pleasure.....	Ribbon
Champion Horse English Pleasure.....	Ribbon
Champion Stock Seat Equitation	Ribbon
Champion Pony Western Pleasure.....	Ribbon
Champion Horse Western Pleasure	Ribbon

Champion Pony English Pleasure	Ribbon
Champion Horse English Pleasure.....	Ribbon
Champion Stock Seat Equitation.....	Ribbon
Champion Pony Western Pleasure	Ribbon
Champion Horse Western Pleasure.....	Ribbon

An exhibitor may not enter more than one Showmanship, one English Equitation, one English Pleasure, one Stock Seat Equitation, or one Western Pleasure class. Ponies 56” and under must enter Pony classes where available. First time ever riders in grade 6 and up must obtain approval from the Horse Committee to enter a walk-trot (w/t) class.

An exhibitor may not enter more than one Showmanship, one English Equitation, one English Pleasure, one Stock Seat Equitation, or one Western Pleasure class. Ponies 56” and under must enter Pony classes where available. First time ever riders in grade 6 and up must obtain approval from the Horse Committee to enter a lower class.

CLASS B – STATE QUALIFYING (20301-20303)

CLASS C – GYMKHANA (20301-20303)

Blue....\$1.75 Red....\$1.50 White....\$1.25 Pink...\$1.00

Blue....\$1.75 Red....\$1.50 White....\$1.25 Pink...\$1.00

Regular judging: 1st – 6th place

Regular judging: 1st - 6th place

REGULATIONS: Open to all Horse and Pony Project Riders. Class B entrants may be eligible for State performance classes based on the judges discretion, all decisions are final. State forms can be found in the Horse Handbook and are to be turned in to the key leader by noon on Sunday of the Fair. Contact Key Leader or Superintendent(s) for further details.

REGULATIONS: Open to all Horse and Pony Project Riders. Safety is of utmost importance.

LOT NUMBER:

Grades 3-5

1. Showmanship at Halter
2. Horse & Pony English Equitation
3. Pony English Pleasure
4. Horse English Pleasure
5. Horse & Pony Stock Seat Equitation
6. Pony Western Pleasure
7. Horse Western Pleasure

1. To ensure the safety of horse and rider, a member entering any of the gymkhana events, must attend a minimum of 5 gymkhana practices. Attendance will be taken, and any member that does not fulfill this requirement will not be eligible to ride/participate in the Gymkhana events.
2. Only one horse per rider/per class.
3. Riders can enter either Regular Gymkhana classes or Walk/Trot classes, but not both.
4. All classes will be run with the gate closed and the ride may not be run until it is closed completely.
5. No handlers to help contestant are permitted in the arena unless it is an emergency situation.
6. Any horse that does not turn away from the gate at the end of their run will get one warning, the second time the horse/rider will be asked to leave the show.
7. If a horse is out of control or deemed a safety hazard, you will be asked to leave the show.
8. See Section E of your Horse handbook for explanation of patterns.
9. First time ever riders in grade 6 and up must obtain approval from Horse Committee to enter a walk-trot (w/t) class.

Grades 6-8

8. Showmanship at Halter
9. Horse & Pony English Equitation
10. Pony English Pleasure
11. Horse English Pleasure
12. Horse & Pony Stock Seat Equitation
13. Pony Western Pleasure
14. Horse Western Pleasure

LOT NUMBER:

Grades 3-13 - WALK/TROT CLASSES

Grades 9-13

15. Showmanship at Halter
16. Horse & Pony English Equitation
17. Pony English Pleasure
18. Horse English Pleasure
19. Horse & Pony Stock Seat Equitation
20. Pony Western Pleasure
21. Horse Western Pleasure

1. Cloverleaf Barrels w/t
2. Flag Race w/t
3. Jumping Figure 8 w/t
4. LT Special w/t
5. Speed & Action w/t
6. Plug Race w/t
7. Pole Bending w/t
8. Key race w/t
9. Pole Barrel Combination w/t

Champion Showmanship at Halter	Ribbon
Champion English Equitation	Ribbon

Grades 3-5

- 10. Cloverleaf Barrels
- 11. Flag Race
- 12. Jumping Figure 8
- 13. LT Special
- 14. Speed & Action
- 15. Plug Race
- 16. Pole Bending
- 17. Key race
- 18. Pole Barrel Combination
- 19. *Ring Spearing*

Grades 6-8

- 20. Cloverleaf Barrels
- 21. Flag Race
- 22. Jumping Figure 8
- 23. LT Special
- 24. Speed & Action
- 25. Plug Race
- 26. Pole Bending
- 27. Key race
- 28. Pole Barrel Combination
- 29. *Ring Spearing*

Grades 9-13

- 30. Cloverleaf Barrels
- 31. Flag Race
- 32. Jumping Figure 8
- 33. LT Special
- 34. Speed & Action
- 35. Plug Race
- 36. Pole Bending
- 37. Key race
- 38. Pole Barrel Combination
- 39. *Ring Spearing*

Grades 3-13 (EXHIBITION) Ribbon only

- 40. Four in a line (every member of team must sign up on the fair entry form)

CLASS D - FUN CLASSES (20301-20303)

Regular judging: 1st - 6th place only. No premiums.

REGULATIONS: Open to all Horse and Pony Project Riders. First time ever riders in grade 6 and up must obtain approval from Horse Committee to enter a walk-trot (w/t) class. In Lot number 7, Pleasure Driving (accompanied), a guardian may accompany the driver, however, it will not qualify them for State. You may enter lot #6 or lot #7, but not both. Costume class will be judged with safety in mind. Costumes deemed unsafe by judge may be dismissed.

LOT NUMBER:


Grades 3-13

- 1. *Costume w/t*

Grades 3-5

- 2. Bareback Equitation w/t

- 3. Tandem Bareback w/t
- 4. Egg & Spoon w/t
- 5. Bribe-a-horse



Grades 6-13

- 6. Bribe-a-horse

Grades 3-13

- 7. Pleasure driving
- 8. Pleasure driving (accompanied)
- 9. Bareback Equitation - Class B Grades 3-8
- 10. Bareback Equitation – Class B Grades 9-13
- 11. Bareback Equitation – Class A Grades 3-8
- 12. Bareback Equitation – Class A Grades 9-13
- 13. Tandem Bareback
- 14. Egg & Spoon – Class B Grades 3-8
- 15. Egg & Spoon – Class B Grades 9-13
- 16. Egg & Spoon - Class A Grades 3-8
- 17. Egg & Spoon – Class A Grades 9-13
- 18. Western Riding (***NOTE: Judged Saturday***)
- 19. Ride A Buck
- 20. Ribbon Race
- 21. Three Horse Relay
Champion Pleasure Driving (lots 7 & 8)..... Ribbon

CLASS E – TRAIL (20301-20303)

Regular judging: 1st - 6th, ribbon only, no premiums.

REGULATIONS: Class E, Lot 1 or 2 will be open to Class A Novice Riders ONLY. Class E, Lot 3 will be for Trail Class B Riders ONLY and will be State qualifying. The same rules will apply – if you have won ANY Class A Championship Class in previous years, you will have to compete in Class E, Lot 3 ONLY.

Pattern to be posted at least one hour before class starts. Participants will be timed and a time limit set for each class. Time will be the tiebreaker if necessary.

LOT NUMBER:

Exhibitor Grade:

- 1. Trail Class (See a below).....3-5
- 2. Trail Class (See b below).....6-13
- 3. State Qualifying Class (See c below).....3-13

Mandatory Obstacles for lot numbers 1-2 above:

- a. Walk over logs, bridge, and walk in and out of keyhole, trot, **plus** 3 optionals.
- b. Gates, logs, bridge, walk in-back out of keyhole, trot, lope **plus** 3 optionals.
- c. Pattern will be posted 1 hour before class starts.

Optional Obstacles: (partial listing) Ground tie, mailbox, open and handle slicker, carry object from one part of arena to another, back horse through a specific course (grades 6-13 only), and sidepass over a log (grades 6-13 only).

CLASS F – DRAFT HORSE (20311)

Blue...\$1.75 Red...\$1.50 White...\$1.25 Pink...\$1.00

Regular judging: 1st- 6th place.

REGULATIONS: Open to members in category 20311 only. See handbook for guidelines.

LOT NUMBER:

Grades 3-13

- 1. Showmanship at halter
- 2. Pleasure Driving
- 3. Obstacle Driving

CLASS G – MINIATURE HORSES (20301-20314)

Regular judging: 1st - 6th place. Exhibition only, no premiums.

REGULATIONS: Open to all Horse and Pony project members. However, a miniature horse must be used for these events. Note: Same paperwork requirements and mandatory safety clinic requirements must be followed in order to show at the fair. See handbook for further guidelines.

LOT NUMBER:

Grades 3-13

- 1. Trail in hand
- 2. Jumping in hand
- 3. Showmanship at halter

CLASS H - SUMMER RIDING PROGRAM (SRP) (20301-20303, 20311)

Blue...\$1.75 Red... \$1.50 White...\$1.25 Pink...\$1.00

Judging: Danish Judging

A learning experience for both horse and rider. Evaluations will be held prior to the Fair. **THIS CLASS MUST BE ENTERED ON YOUR FAIR ENTRY BLANK.**

LOT NUMBER:

- 1. SRP - Level 1
- 2. SRP - Level 2
- 3. SRP - Level 3
- 4. SRP - Level 4
- 5. SRP - Level 5
- 6. SRP - Level 6

CLASS I - HORSE JUDGING (20301-20314)

Based on the conformation of the horse.

Blue...\$1.75 Red...\$1.50 White...\$1.25 Pink...\$1.00

Judging: Danish judging. To be held on Saturday, during lunch break. Placings will be posted in the barn by the end of the day.

Grades 3-13

LOT NUMBER:

- 1. Horse Judging
Champion Ribbon

CLASS J – HIPPOLOGY (20301-20314)

Study of the horse

Blue...\$1.75 Red... \$1.50 White...\$1.25 Pink...\$1.00

Judging: Danish judging

LOT NUMBER:

- 1. Hippology – Grade 3-5
- 2. Hippology – Grade 6-8
- 3. Hippology – Grade 9-13
Champion..... Ribbon

CLASS K – HORSE COMPANIONSHIP PROJECT (20301-20314)

(Non-Premium Class)

REGULATIONS: Open to all Horse and Pony Project Riders and Horseless Horse members. This project is designed to reward the achievements of the member who enjoys his/her horse as a companion and trail riding horse. This project offers an alternative to achievement in the show ring. **The member must log the number of hours spent with his/her project horse.** The member can include two non-horse meetings or clinics (Example: Acceptable-member can attend a horse clinic without the project horse. Not acceptable-member spending the day at the Minnesota Horse Expo. This log can be a simple notebook set-aside for this purpose. In it record the date, project horse’s name, amount of time spent and activity performed. Time must be spent with your project horse on feeding, grooming, stable management and tack cleaning as well as riding. The member’s parent must initial each day’s activities. This project begins on April 1 and extends through the fourth weekend of July.

Three awards are available.

- Bronze Award: for 80 hours logged
- Silver Award: for 100 hours logged
- Gold Award: for 120 hours logged

These awards will be awarded at the mandatory barn meeting held at the Pierce County Fairgrounds. Do not bring your horse to the Fair if this is the only horse class you have entered.

The log must be turned in to the Extension Office by the last Friday of July. If you wish to participate in this project, contact your horse project leader before April 1st. You do not need to enter this on your fair entry blank to be in this.

CLASS L – HORSELESS HORSE (20306-20308)

Blue...\$1.75 Red...\$1.50 White...\$1.25 Pink...\$1.00

Regular judging: 1st - 6th place only.

REGULATIONS: Members must be enrolled in the Horseless Horse Project (20306-20308). Horseless members are encouraged to consult a project leader or horse committee member to arrange for a horse. Members are required to attend the mandatory clinics in preparation for the fair (see general regulations). This class is State Qualifying.

LOT NUMBER:

Grades 3-13

- 1. Showmanship at Halter
- 2. Walk/Trot
- 3. Western Equitation walk/trot/lope
- 4. English Equitation walk/trot/lope

CLASS M - THERAPEUTIC RIDING (20314)

Blue...\$1.75 Red...\$1.50 White...\$1.25 Pink...\$1.00

Judging: Danish judging.

This information follows the State guidelines as well as current Pierce County 4H Horse Project guidelines with adaptation for safe participation.

REGULATIONS: Open to Western or English style of riding. The member must ride their horse in accordance with the specific discipline. Exhibitor may show either horse or pony. Horses used for these classes are not required to be owned, leased, or managed by the exhibitor. Therapeutic riding horses may be used by more than one exhibitor for each class. Each horse must have a designated horse leader/handler.

ELIGIBILITY REQUIREMENTS:

- Each competitor shall be enrolled in the Pierce County 4H Horse, Horseless Horse Project, or any other Therapeutic Riding Program subject to approval by the 4-H Horse Committee.
 - Each competitor shall provide, at the time of fair registration, the following:
 1. Physician’s signature stating the rider is allowed to participate in equine activities.
 2. Statement from the therapeutic riding instructor or therapist which the rider has worked with, indicating the lead length and number of side walkers required (any changes that occur from the time of fair registration to actual fair date must be noted in writing to the Horse Committee prior to participation at the fair).
 3. Written permission from the parent or legal guardian for participation in the fair events.

ATTIRE/TACK:

Appropriate attire will include long pants, proper riding footwear with heels, a gait belt if necessary, helmet, and any other special equipment required meeting the needs of the disability.

Each horse shall have a halter under the bridle, a mandatory leader working with either a short lead (6-8 feet) or a long lead (12-20 feet lunge line), and the necessary side walkers.

LOT NUMBER:

Grades 3-13

- 1. Walk/Trot
- 2. Trail
- 3. Barrels
- 4. Flag Race
 - Champion walk/trot Ribbon

CLASS N - HORSE PHOTOGRAPHY (20301-20314)

CHECK-IN: Check-in will be on Tuesday 1:00-7:00 p.m., or Wednesday 12:00-8:00 at the Junior Fair Office in the Seyforth Bldg.

Judging: Danish judging system. Results will be announced no later than noon on Friday. All photos, with results, will be posted in the horse barn.

Blue...\$1.75 Red...\$1.50 White...\$1.25 Pink...\$1.00

REGULATIONS: Open to all Horse and Pony Project Riders and Horseless Horse members. Entries will be judged on creativity, spontaneity of subject, technical quality and overall appearance.

- 1) All photos must be mounted. A single photo that is matted must also be mounted. No corner mounts may be used. No staple tabs, hangers, or wires can be used. Small patches of “hook” Velcro may be attached to the corners on the back of the mount.
- 2) Photos may be black and white, or color.
- 3) Only the contestant may do any digital/dark room manipulation of the image.
- 4) All transparencies (slides) must be mounted. 35mm transparencies must be in standard 2x2 (non-glass) mounts.
- 5) No frames or glass permitted.
- 6) No captions permitted. Entry may be titled on back of board.
- 7) All entries should attach a card with the following information on the back, and must include:
 - a) name
 - b) county
 - c) grade

LOT NUMBER:

Grades 3-5

- 1. Photo #1
- 2. Photo #2

Grades 6-8

- 3. Photo #1
- 4. Photo #2

Grades 9-13

- 5. Photo #1
- 6. Photo #2
- Champion Ribbon

HORSE DRAWING AND PAINTING (20301-20314)

See Dept. 18J Class W

SAWHORSE (20301-20314)

See Dept. 22J Class E

CLOTHES HORSE (20381)

See Dept. 26J Class G

HORSE POSTERS (20301-20314)

See Dept. 10J Class D

All awards and 5th & 6th place ribbons are provided by the Pierce County 4-H Horse Committee.



DEPARTMENT 7J

POULTRY - JUNIOR FAIR (20501-20507)

Superintendent - Susan Geraets - susiesheep@yahoo.com

CHECK-IN: Tuesday, 4:30-7:00 p.m. Pickup entry tags at Jr. Fair office in Seyforth Building before checking in.

JUDGING: Judging in this department will begin at 8:30 a.m. Wednesday. The **AMERICAN STANDARD OF PERFECTION** will be used as the basis for judging. Entries will be face to face judged.

REGULATIONS:

- 1. Check all health regulations at beginning of book. Mandatory blood testing will be required for all poultry 4 months of age and older: ducks and geese 4 months of age and older: or upon sexual maturity (turkeys 6 months of age) within 90 days prior to fair unless they are a tested flock. If birds are under the mandatory blood testing age-proof of hatching date (shipping label or invoice) must be sent to State to apply for WI Associate Flock status (see WI Associate Flock in regulations in front of book). If you have both younger & older than 4 month old birds – you must have all the older birds tested and send proof of younger birds hatch date and apply for WI Tested Flock (see WI Tested Flock in regulations in front of book).
- 2. **All animals will be checked for live lice and/or mites and sent home if found. NO RECHECKS.** No

recently (within the week of the fair) deloused poultry will be accepted. (*Best to delouse at least middle of July and 7-10 days later.*)

- 3. All birds to be shown must be raised by exhibitor.
- 4. EXHIBITORS ARE RESPONSIBLE FOR FEEDING AND WATERING THEIR POULTRY THROUGHOUT THE ENTIRE FAIR! **ALL POULTRY ARE TO BE FED BY NOON AND 8 PM DAILY. CONTAINERS WILL BE CHECKED DURING CHECK-IN.** If containers are not in compliance, birds will not be admitted. The three strike rule regarding feeding/watering will be enforced. After the 3rd strike, your premium for this project will be forfeited. *Container size must be at least 8 ounces for bantams, 16 ounces for standard, 32 ounces for meat birds and 48 ounces or larger for any ducks, geese or turkeys. No jar/fountain type waters/feeders will be allowed (red/silver bottom). Containers MUST be attached to cage.*
- 5. Exhibitors may take a maximum of eight poultry entries in classes A-F and an additional four in classes G-N in the Poultry Department. Exhibitors cannot enter the same bird in more than one class, except in Showmanship. Exhibitor can not compete against one self. Only birds entered with proper paperwork will be allowed to enter building.
- 6. **Everyone in this project will be entered in showmanship. It will be up to the exhibitor at the time of fair whether they participate.**
- 7. All birds entered in Class A-N must be kept at the Fair.
- 8. Cockerels are males hatched during the current calendar year. Pullets are females hatched during the current calendar year. Hens are females hatched before Jan. 1, of the current calendar year.
- 9. Cock birds are not eligible for exhibit in Junior Fair.
- 10. **Meat Ducks, Geese, and Turkeys must be hatched during the current calendar year to show in Junior Fair.** Pairs of Ducks, Geese, & Turkeys may be older than 1 year of age.
- 11. Poultry must be in exhibitor's possession by June 1st of current calendar year.
- 12. A pair consists of one male and one female of species **and is equal to one poultry entry.**
- 13. Exhibitor must show own poultry.
- 14. First blue winners are eligible for the champion. (unless incorrectly entered)
- 15. Financial forms for the record book must be filled out for market birds sold at auction. Pick up financial form from superintendent for record book.
- 16. Champion market classes G, J, L, N (or runner up) is eligible for sale in the livestock auction, if all other meat animal sale requirements have been met.
- 17. Refer to additional Meat Animal Sale Regulations on page 17 under general regulations section in front of fair book.

Premiums for Classes A - N
Blue....\$2.00 Red....\$1.75 White....\$1.50 Pink....\$1.25

HORSES

POULTRY

CHICKENS

CLASS A - COCKEREL

CLASS B - PULLET

CLASS C - HENS

LOT NUMBER:

- 1. All Plymouth Rocks
 - 2. All Wyandotte
 - 3. All Other American Varieties
 - 4. All other Asiatic
 - 5. All Leghorns
 - 6. All Other Mediterranean Varieties
 - 7. Crossbred Egg Type
 - 8. Crossbred Meat Type
 - 9. Orpington
 - 10. All Other English
 - 11. Continental
 - 12. Any Other Variety Recognized by Standard of Perfection
- Champion Cockerel..... Ribbon
 Champion Pullet..... Ribbon
 Champion Hen..... Ribbon

BANTAMS

CLASS D - COCKEREL

CLASS E - PULLET

CLASS F - HENS

LOT NUMBER:

- 1. Any feather legged bantam
 - 2. Any S.C. clean legged bantam
 - 3. Any rose comb clean legged bantam
 - 4. Any game bantam
 - 5. Any other bantam
 - 6. Any crossbred bantam
- Champion Cockerel..... Ribbon
 Champion Pullet..... Ribbon
 Champion Hen..... Ribbon



CLASS G - CHICKEN MARKET CLASS

LOT NUMBER:

- 1. Roasters - 2 birds same sex, each 5 pounds or over
 - 2. Broilers - 2 young birds same sex, 2 1/2 to 4 1/2 pounds each
- Champion Market Class..... Ribbon

CLASS H - PIGEONS

Members are to exhibit a **pair**

LOT NUMBER:

- 1. Performing Breeds (Rollers, Tipplers, Tumblers, Homers)
 - 2. Commercial Breeds (Moundains, Kings, Modenas)
 - 3. Fancy Breeds (Fantails, Pouters, Frills, Carneaus)
- Champion Pigeons..... Ribbon

CLASS I - PAIR OF DUCKS

(1 male/1 female)

LOT NUMBER:

- 4. Pekin
 - 5. Rouen
 - 6. Bantam
 - 7. All Other Ducks
- Champion..... Ribbon

CLASS J - MEAT DUCK

(only 1 duck) Purebred or crossbred

LOT NUMBER:

- 1. Pekin
 - 2. Rouen
 - 3. All Other Ducks
- Champion..... Ribbon

CLASS K - GEESE PAIR

(1 male/1 female)

LOT NUMBER:

- 1. Embden
 - 2. African
 - 3. Any Other Geese
- Champion..... Ribbon

CLASS L - MEAT GEESE

(only 1 bird) Purebred or crossbred

LOT NUMBER:

- 1. Embden
 - 2. African
 - 3. Any Other Geese
- Champion..... Ribbon

CLASS M - PAIR OF TURKEYS

(1 male/1 female)

LOT NUMBER:

- 1. Bronze
 - 2. Broad Whites
 - 3. All Other Standard Varieties
- Champion..... Ribbon

CLASS N - MEAT TURKEY

(only 1 bird) Purebred or crossbred

LOT NUMBER:

- 1. Bronze
 - 2. Broad Whites
 - 3. All Other Standard Varieties
- Champion..... Ribbon

Grand Champion Poultry (Class A-N)..... Ribbon

CLASS O - POULTRY SHOWMANSHIP

Regular Judging: (one blue ribbon, one red ribbon, one white ribbon, one pink ribbon) 5th – 10th place ribbons sponsored by the Rock Elm Skyrocket 4-H Club.

Blue...\$3.00 Red...\$2.50 White...\$2.00 Pink...\$1.50

LOT NUMBER:

1. Beginner, Grades 3-5
 2. Intermediate, Grades 6-8
 3. Senior, Grades 9-13
- | | |
|------------------------------------|--------|
| Champion Beginner Showman | Ribbon |
| Champion Intermediate Showman..... | Ribbon |
| Champion Senior Showman | Ribbon |
| Grand Champion Showman | Ribbon |

POULTRY POSTERS (20501-20507)

See Dept. 10J Class D – Adventures in Animal Science

POULTRY PHOTOGRAPHY (20501-20507)

See Dept. 20J Class E or F



DEPARTMENT 8J RABBITS - JUNIOR FAIR (20751-20753, 20861, 20911)

Superintendent - Andrea Nthole - 426-0775

(GS = Pets)

CHECK-IN: Check in for all rabbits and cavies will be held 4:30 – 7:00 p.m. Tuesday only. *All animals will be examined for health issues prior to caging at check-in.* Pickup entry tags at Jr. Fair office in Seyforth Building before checking in. All caging will be assigned by the Superintendent.

JUDGING: Judging in this Department will begin at 8:30 a.m. on Wednesday. The *American Rabbit Breeders Associations*, Standard of Perfection will be used as the basis for judging.

REGULATIONS:

1. **RABBITS MUST BE TATTOOED.**
2. Check all health regulations at the beginning of the book.
3. All rabbits to be shown must be raised by exhibitor.
4. **Exhibitors are responsible for feeding and watering their own animals throughout the duration of the fair. All animals must be cared for by noon and 8:00 p.m. daily.**
5. *Feed dishes must be ceramic crocks or plastic small animal feeders, designed to lock on to the side of the cages like EZ CROCK dishes, or J feeders that can be secured to the side of the cage. NO Cool Whip,*

light plastic, tuna cans, bird dishes, cereal bowls, or other tip able dishes will be allowed.

6. All animals **MUST** have a 32 ounce (1 Quart) water bottle for water. If you do not have one at the time of check-in they can be purchased there for \$10.00 each.
7. Pop bottles with ice in them are acceptable to keep rabbit cool.
8. No pregnant rabbits or rabbits with litters are to be exhibited.
9. No rabbits with ear mites, snuffles or unhealthy appearance at check-in examination will be allowed.
10. Exhibitors may enter a maximum of up to twelve rabbits (Not including the meat classes and doe and offspring). Exhibitors may still only bring eight rabbits to the fair.
11. An exhibitor cannot enter the same rabbit in more than one class except showmanship or Class N Doe & Offspring. Exhibitor can not compete against one self.
12. All animals shown in showmanship must be exhibited in a BREED or MEAT class.
13. **Everyone in this project will be entered in showmanship. It will be up to the exhibitor at the time of fair whether they exhibit.**
14. Boards, carpets, or resting mats, will be allowed for the animals to sit on. **No cardboard or blankets can be used.**
15. If an exhibitor receives grand champion meat animal between classes Q, R or S, the animal(s) is eligible for sale in the livestock auction, if all other meat animal sale requirements have been met.
16. Refer to additional Meat Animal Sale Regulations on page 17 under general regulations section in front of fair book.


Premiums for Classes A - S

Blue...\$2.00 Red...\$1.75 White...\$1.50 Pink...\$1.25

CLASS A – FLEMISH GIANTS – ALL VARIETIES CLASS B - NEW ZEALAND - ALL VARIETIES CLASS C – ANY OTHER COMMERCIAL BREED – PUREBRED ONLY

LOT NUMBER: (Lots apply to Class A-C above)

1. Senior Buck over 8 months
2. Senior Doe over 8 months
3. Intermediate Buck 6-8 months
4. Intermediate Doe 6-8 months
5. Junior Buck under 6 months
6. Junior Doe under 6 months



CLASS D – DUTCH - ALL VARIETIES

CLASS E – FLORIDA WHITE

CLASS F – HAVANA – ALL VARIETIES

CLASS G – HOLLAND LOP

CLASS H – MINI LOP – ALL VARIETIES

CLASS I – MINI REX - ALL VARIETIES

CLASS J – NETHERLAND DWARF

- ALL VARIETIES

CLASS K – SILVER MARTEN – ALL VARIETIES

CLASS L – STANDARD REX – ALL VARIETIES

CLASS M – ANY OTHER FANCY BREED PURE

BRED ONLY

CLASS N – ANY OTHER CROSS BRED RABBIT

(Entries in this class are for crossbred animals only.

Any Purebred rabbit entered in this class with receive a 4th placing)

CLASS O – PET RABBIT- SPAYED OR NEUTERED

LOT NUMBER: (Lots apply to Class D-O above)

1. Senior Buck over 6 months
 2. Senior Doe over 6 months
 3. Junior Buck under 6 months
 4. Junior Doe under 6 months
- Champion for Each Class..... Ribbon

Grand Champion *Purebred Rabbit*..... Ribbon

Grand Champion will be chosen from Class A-M only.

CLASS P – DAM AND OFFSPRING

LOT NUMBER:

1. Produce of dam, 1 doe and 2 of her offspring that are between ages 2 – 6 months of age.
- Champion Ribbon

CLASS Q - SINGLE FRYER

LOT NUMBER:

1. Not over 69 days or over 5 pounds; may not be entered in any other class
- Champion Ribbon

CLASS R - ROASTER RABBIT

LOT NUMBER:

1. A single rabbit, either sex, between 70 and 180 days old and over 5 pounds weight; may not be entered in any other class.
- Champion Ribbon

**CLASS S - MEAT PEN
(TO CONSIST OF 3 RABBITS)**

LOT NUMBER:

1. All rabbits shall be of the same breed and variety. No rabbit may be over 69 days or over 5 pounds (rabbits may not be entered in any other class).
- Champion Ribbon

Grand Champion Meat Animal (Class Q, R, S).....Ribbon

CLASS T - RABBIT SHOWMANSHIP

Judging will begin with showmanship. **Regular judging:** (one blue ribbon, one red ribbon, one white ribbon, one pink ribbon) 5th – 10th place ribbons sponsored by Blooming Rabbitry – Chris Redding.

Blue....\$3.00 Red....\$2.50 White....\$2.00 Pink....\$1.50

LOT NUMBER:

1. Beginner, Grades 3-5
 2. Intermediate, Grades 6-8
 3. Senior, Grades 9-13
- Champion Beginner Showman..... Ribbon
 Champion Intermediate Showman Ribbon
 Champion Senior Showman Ribbon
 Grand Champion Showman Ribbon

CLASS U – RABBIT HERDSMANSHIP

REGULATIONS: All 4-H Clubs and FFA Chapters are automatically entered. This award shall act as an incentive to the 4-H Clubs and FFA Chapters exhibiting to do a better job in caring for the animals and preparing their exhibit. The majority of the exhibit should be planned, constructed and manned by exhibitors. Groups will be divided in two equal sections with half of them competing as large herd and half as small herd based on the number of exhibitors per club in this department at time of fair. If unsure of large or small status, leader should enter lot 1 and fair office will make adjustment as needed.

Herdsmanship is judged on the following basis:

Cleanliness and neatness of exhibit area..... 50 percent
 Conduct and appearance of exhibitors
 in attendance 20 percent
 Storage of feed and equipment..... 10 percent
 Decoration, name cards 10 percent
 Type and quality of animals 10 percent

Regular judging:

Blue...\$10.00 Red...\$8.00 White...\$6.00 Pink...\$4.00

LOT NUMBER:

1. Large Herd
2. Small Herd

CLASS V - CAVIES (20861)

CHECK-IN: Check-in time for *cavies* will be held 4:30 – 7:00 p.m. Tuesday only. **All animals will be examined for health issues prior to caging at check-in.** All caging will be assigned by the superintendent.

JUDGING: *Judging in this department will begin at 8:30 a.m. Wednesday. The American Rabbit Breeders Associations, Standard of Perfection will be used as the basis for judging. Limit of six entries.*

REGULATIONS:

- Junior - under 4 months, minimum weight 12 oz., maximum weight 22 oz.
- Intermediate - 4-6 months, minimum weight 22 oz., maximum weight 32 oz.
- Senior - over 6 months, must weigh 32 oz. or over.
- **PLEASE refer to the regulations under the rabbit project as they also apply to the cavy project with the exception of regulations 1, 15 and 16.**

Blue....\$2.00 Red....\$1.75 White....\$1.50 Pink....\$1.25

LOT NUMBER:

1. Senior Boar
 2. Senior Sow
 3. Intermediate Boar
 4. Intermediate Sow
 5. Junior Boar
 6. Junior Sow
- Champion Boar..... Ribbon
Champion Sow Ribbon

CLASS W – CAVY SHOWMANSHIP (20861)

Regular judging: (one blue ribbon, one red ribbon, one white ribbon, one pink ribbon)

Blue....\$2.00 Red....\$1.75 White....\$1.50 Pink....\$1.25

LOT NUMBER:

1. Beginner, Grades 3-5
 2. Intermediate, Grades 6-8
 3. Senior, Grades 9-13
- Champion Showman..... Ribbon

CLASS X - ANY OTHER SMALL ANIMAL (20911)

CHECK-IN/JUDGING: *Check-in time is from 7:00-8:00 a.m. on Wednesday. Judging will be before rabbits and cavies on Wednesday.*

REGULATIONS:

- Small animals are brought in for judging only - they do not stay on the grounds.
- Exhibitors must show the animal.
- Animals entered here would be, for example: white rats, gerbils, and hamsters, ferrets, lizards, etc.
- *No showmanship class for any other small animals.*
- If possible the entries in Lot 1 & Lot 2 should be exhibited in their habitat. If that is too large or unmovable bring general pictures of your animal in their habitat.
- All snakes must be less than 2 feet in length.

Blue....\$2.00 Red....\$1.75 White....\$1.50 Pink....\$1.25

LOT NUMBER:

1. Amphibian, Reptiles
 2. Gerbil, Hamster, Rats, Mice
 3. Chinchilla
 4. Any other small animal
- Champion Any Other Small Animal..... Ribbon

RABBIT AND SMALL ANIMAL POSTERS (20751-20753, 20861, 20911)

See **ADVENTURES IN ANIMAL SCIENCE**
Department 10J Class D

RABBIT, CAVY, and SMALL ANIMAL PHOTOGRAPHY (20751-20753, 20861, 20911)

See Dept. 20J Class E or F



**DEPARTMENT 9J
DOGS - JUNIOR FAIR (20701-20703)**

Superintendents -
Obedience/Agility - Wendy Arneson - 778-4489
and Rose Rudesill - 684-2353
Showmanship - Anna Doornink - 307-2803

JUDGING: Saturday before the fair

Puppy Manners:

Registration: 8:00 a.m.
Judging: 8:30 a.m.

Obedience:

Registration: 8:00 a.m. Pre-Novice A, Novice A
& Utility
Judging: 9:00am

Information regarding registration times for other obedience classes will be announced closer to the fair. Watch for special bulletins to Dog Project members in the 4-H informant.

JUDGING: Monday of fair week

Showmanship:

Registration: 7:30 a.m. - 7:45 a.m.
Judging: 8:00 a.m.

Agility:

Registration: 9:00 – 9:30 a.m.
Judging: Will start after *showmanship*

All registration must be completed within scheduled times.

REGULATIONS: Open only to members enrolled in the 4-H Dog Project. All dogs must have current DHLPP and rabies shots. Dogs do not have to be purebred. All classes and entries must be entered on entry sheet. Members must attend at least 9 approved obedience classes to show

RABBITS

obedience. **All animals must be controlled or will not be allowed to show.** Dogs must be identified by June 1st to be eligible for showing at the Fair. Consult Dog Regulations Handbook for further information. The Highest Scoring Dog from all classes combined will receive an award (in case of a tie, both parties must be present for a tie breaker or the award will be given to the one remaining. If both have left, the next highest score will be given the award). Pre-Novice A is for members and dogs with no previous experience in the obedience project. If a member who has previously trained a dog is starting over with a new dog they should advance to Pre-Novice B. If a new member is training a previously trained dog, they should advance to Pre-Novice B. If a member is training a *Graduate Novice* or above previously trained dog, they can train at no lower than Novice B.

CLASS A - DOG OBEDIENCE (20701-20703)

Blue...\$4.50 Red...\$3.50 White...\$2.50 Pink...\$1.50

LOT NUMBER:

1. Pre-Novice A, Grades 3-5, 1st year pre-novice dog and trainer
2. Pre-Novice A, Grades 6-8, 1st year pre-novice dog and trainer
3. Pre-Novice A, Grades 9-13, 1st year pre-novice dog and trainer
4. Pre-Novice B, Grades 3-5, 2nd year pre-novice dog or trainer
5. Pre-Novice B, Grades 6-8, 2nd year pre-novice dog or trainer
6. Pre-Novice B, Grades 9-13, 2nd year pre-novice dog or trainer
7. Novice A, Grades 3-5, 1st year novice dog and trainer
8. Novice A, Grades 6-8, 1st year novice dog and trainer
9. Novice A, Grades 9-13, 1st year novice dog and trainer
10. Novice B, Grades 3-5, 2nd year novice dog or trainer
11. Novice B, Grades 6-8, 2nd year novice dog or trainer
12. Novice B, Grades 9-13, 2nd year novice dog or trainer
13. Graduate Novice A, 1st year dog
14. Graduate Novice B, 2nd year dog
15. Pre-Open, one year only
16. Open A, 1st year open dog
17. Open B, 2nd year open dog
18. Pre-Utility
19. Utility
20. Brace Pre-Novice, open to pre-novice B obedience dogs and above
21. Brace Novice open to 2nd year brace team and above
22. Pre-novice Team is open to pre-novice B obedience dogs and above only. Teams must be approved by dog committee, see the dog handbook for detail.
23. Novice Team, open to second year team and above. Teams must be approved by dog committee, see the dog handbook for details.

Champion Pre-Novice A Ribbon
 Champion Pre-Novice B Ribbon

Champion Novice Combined Ribbon
 Champion Graduate Novice Ribbon
 Champion Pre-Open Ribbon
 Champion Open Combined Ribbon
 Champion Pre-Utility..... Ribbon
 Champion Utility Ribbon
 Grand Champion Pre-Novice through Graduate Novice Ribbon
 Grand Champion Pre-Open and Above Ribbon

CLASS B – PUPPY MANNERS (20701-20703)

REGULATIONS: Open only to members enrolled in the Puppy Manners class. Puppies must be 9 months of age or younger as of June 1st of Fair year. Members and dogs must attend at least 9 approved training classes to be eligible to show at the Fair.

Blue...\$4.50 Red...\$3.50 White...\$2.50 Pink...\$1.50

LOT NUMBER:

1. Grades 3-5
2. Grades 6-8
3. Grades 9-13
 Champion Ribbon

CLASS C - DOG SHOWMANSHIP (20701-20703)

Blue...\$3.00 Red...\$2.50 White...\$2.00 Pink...\$1.50

BEGINNER DOG SHOWMANSHIP

Beginner Dog Showmanship is open to first or second year members in Dog Showmanship who have not won a blue ribbon in Showmanship. After receiving a blue ribbon or being in the Showmanship project for two years, members must advance to Intermediate Showmanship.

LOT NUMBER:

1. Grades 3-5
2. Grades 6-8
3. Grades 9-13
 First place chosen from entries 1-3
 Champion *Beginner* Dog Showman Ribbon

INTERMEDIATE DOG SHOWMANSHIP

Intermediate Dog Showmanship is open to third or fourth year members in Dog Showmanship who have not won a blue ribbon in Intermediate Dog Showmanship. After receiving a blue ribbon in Intermediate Showmanship or being in the Intermediate class for two years, a member must advance to Senior Showmanship.

4. Grades 3-5
5. Grades 6-8
6. Grades 9-13
 First place chosen from entries 4-6
 Champion Intermediate Dog Showman Ribbon

SENIOR DOG SHOWMANSHIP

Senior Dog Showmanship is open to members who have received a blue ribbon in Intermediate Dog Showmanship or who have been in the Showmanship project five or more years.

7. Grades 3-5
8. Grades 6-8
9. Grades 9-13
First place chosen from entries 7-9
Champion Senior Dog Showman Ribbon

Grand Champion Dog Showman Ribbon

REGULATIONS: To be eligible to show in Best Groomed and Costume Class, dog and handler must show in obedience, showmanship, agility or Leader Dog Puppy project. Best Groomed and Costume Class judged after Showmanship. Must follow registration time of Showmanship.

BEST GROOMED

10. Grades 3-7
11. Grades 8-13
Champion Best Groomed Dog chosen from first place winners in *the two* age groups Ribbon

COSTUME CLASS

12. Grades 3-7
13. Grades 8-13
Champion Costume chosen from first place winners in *the two* age groups Ribbon

CLASS D – AGILITY (20701-20703)

Open to members and dogs with at least one year of formal obedience. Dog Handler teams must attend 6 of the County agility classes or other approved agility classes to be eligible to compete at the Fair. Refer to dog handbook for further information.

Blue...\$4.50 Red...\$3.50 White...\$2.50 Pink...\$1.50

LOT NUMBER:

1. Grades 3-5 Beginners round (Beginners round is run on leash, all members and dogs must pass this round before advancing)
2. Grades 6-8 Beginners round (see above)
3. Grades 9-13 Beginners round (see above)
4. Grades 3-5 Elementary
5. Grades 6-8 Elementary
6. Grades 9-13 Elementary
Beginners and Elementary will follow the same course
7. Intermediate, *mini jump height*
8. Intermediate, *open jump height*
9. Senior, *mini jump height*

10. Senior, *open jump height*
Champion Elementary Agility Ribbon
Champion Intermediate Agility Ribbon
Champion Senior Agility Ribbon

CLASS E - DOG PHOTOGRAPHY (20701-20703)

CHECK-IN: Check-in will be on Tuesday 1:00-7:00 p.m. or Wednesday 12:00-8:00 at the Junior Fair Office in the Seyforth Bldg.

JUDGING: Judging will be based on the Danish judging system. Judging results will be announced no later than noon on Friday. All photos, with results, will be posted in the Upstairs of Round Barn.

Blue...\$1.75 Red...\$1.50 White...\$1.25 Pink...\$1.00

REGULATIONS: Open to all Dog, Canine Management and Leader dog members. Photo categories are: Enlargement or Snap shots. Entries will be judged on photographic quality, story telling ability, appropriateness of caption/title, and neatness and security of mounting

1. All photos must be mounted on one piece of poster board (14"x22" for snap shots and 11"x14" for enlargements) Matting is optional. Matted pictures still need to be mounted.
2. Do not use photo corners. Mounting tissue, glue, or rubber cement is suggested.
3. Enlargements may be 5"x7" or 8"x10"
4. No Enlargements allowed in snap shot category. Must include 3 – 5 caption photos.
5. All entries both enlargement and snap shots must be titled.
6. Photos may be black and white, or color.
7. All photos must contain dog- related scenes and must be taken by the exhibitor.
8. All entries should contain the following information on the back, and must include:
 - a. Name
 - b. Grade
 - c. Year
 - d. Date
 - e. County

LOT NUMBER:

Grades 3-6

1. Enlargement #1
2. Enlargement # 2
3. Snap Shot #1
4. Snap Shot #2

Grades 7-9

5. Enlargement #1
6. Enlargement # 2
7. Snap Shot #1
8. Snap Shot #2

DOGS

Grades 10-13

- 9. Enlargement #1
 - 10. Enlargement # 2
 - 11. Snap Shot #1
 - 12. Snap Shot #2
- Champion Ribbon

ADVENTURES IN ANIMAL SCIENCE

See Dept. 10J Class D

LEADER DOG FOR THE BLIND (20721)


See Dept. 10J Class F

CANINE MANAGEMENT (20711)

See Dept. 10J Class G

DOG DRAWING & PAINTING (20701-20703)

See Dept. 18J Class X



DEPARTMENT 10J
ANIMAL AND VETERINARY SCIENCE

Superintendent - *Rosalie Timm* - 778-4315

(GS = Pets)

CHECK-IN/JUDGING: Please check the judging schedule in the front of this book for check-in and judging time.

REGULATIONS: In this department, exhibitors are limited to a maximum of 6 entries from each enrolled project. Exhibit should relate to one phase of the project: examples - breeds, care, feeding, management, grooming, health, equipment, careers or some other relevant topic.

Blue....\$1.75 Red....\$1.50 White....\$1.25 Pink....\$1.00

VETERINARY SCIENCE (20801-20803)
CLASS A - THE NORMAL ANIMAL

LOT NUMBER:

Grades 3-6

- 1. Scrapbook depicting what exhibitor has done or learned.
- 2. Poster (14"x22") depicting what exhibitor has done or learned.
- 3. Display depicting what exhibitor has done or learned.

- 4. Any other exhibit showing what member has learned in the project.

Grades 7-13

- 5. Scrapbook depicting what exhibitor has done or learned.
 - 6. Poster (14"x22") depicting what exhibitor has done or learned.
 - 7. Display depicting what exhibitor has done or learned.
 - 8. Any other exhibit showing what member has learned in the project.
- Champion..... Ribbon

CLASS B - ANIMAL DISEASE

LOT NUMBER:

Grades 3-6

- 1. Scrapbook depicting what exhibitor has done or learned.
- 2. Poster (14"x22") depicting what exhibitor has done or learned.
- 3. Display depicting what exhibitor has done or learned.
- 4. Any other exhibit showing what member has learned in the project.

Grades 7-13

- 5. Scrapbook depicting what exhibitor has done or learned.
 - 6. Poster (14"x22") depicting what exhibitor has done or learned.
 - 7. Display depicting what exhibitor has done or learned.
 - 8. Any other exhibit showing what member has learned in the project.
- Champion..... Ribbon

CLASS C - ANIMAL HEALTH

LOT NUMBER:

Grades 3-6

- 1. Scrapbook depicting what exhibitor has done or learned.
- 2. Poster (14"x22") depicting what exhibitor has done or learned.
- 3. Display depicting what exhibitor has done or learned.
- 4. Any other exhibit showing what member has learned in the project.

Grades 7-13

- 5. Scrapbook depicting what exhibitor has done or learned.
 - 6. Poster (14"x22") depicting what exhibitor has done or learned.
 - 7. Display depicting what exhibitor has done or learned.
 - 8. Any other exhibit showing what member has learned in the project.
- Champion..... Ribbon

CLASS D – ADVENTURES IN ANIMAL SCIENCE

Open to anyone enrolled in Dairy (20201-20203), Beef (20101-20106), Swine (20401-20406), Sheep (20601-20606), Goats (20151-20153), Horses (20301-20381), Poultry (20501-20507), Rabbits (20751-20753), Cavies (20861), Small Animals (20911), Dogs (20701-20703), Llamas (20391-20393) and Cats (20651-20653).

REGULATIONS: Use a standard size poster board of 14"x22". Posters must not include 3-D materials –ex.: yarn, paper, photos, glitter (no part of the poster may protrude above the poster board).

LOT NUMBER:

Grades 3-6

1. Scrapbook depicting what exhibitor has done or learned.
2. Poster (14"x22") depicting what exhibitor has done or learned.
3. Display depicting what exhibitor has done or learned.
4. Any other exhibit showing what member has learned in the project.

Grades 7-13

5. Scrapbook depicting what exhibitor has done or learned.
 6. Poster (14"x22") depicting what exhibitor has done or learned.
 7. Display depicting what exhibitor has done or learned.
 8. Any other exhibit showing what member has learned in the project.
- Champion Ribbon

CLASS E - CAGED BIRDS (20871)

JUDGING: Live birds (lot 6) will be the first class judged in this department starting at 9:00 a.m. Thursday in upstairs of the Round Barn.

LOT NUMBER:

1. Poster of care of birds
2. Exhibit relating to breeding and management of bird
3. Exhibit pertaining to equipment used in care of birds
4. Photo essay of project
5. Any other project display

Blue...\$2.00 Red...\$1.75 White...\$1.50 Pink...\$1.25

6. Birds in a cage. Caged birds must be brought in by 9:00 a.m. and be taken home after being judged.
- Champion Ribbon

CLASS F - LEADER DOG FOR THE BLIND (20721)

Blue...\$4.50 Red...\$3.50 White...\$2.50 Pink...\$1.50

LOT NUMBER:

1. Poster related to the project (14"x22")

2. Scrapbook and information related to the project
 3. Any other project exhibit
- Champion Leader Dog..... Ribbon

CLASS G - CANINE MANAGEMENT (20711)

Blue...\$3.00 Red...\$2.50 White...\$2.00 Pink...\$1.50

LOT NUMBER:

Grades 3-6

1. Exhibit or poster of breeds (14"x22")
2. Exhibit or poster of dog related careers (14"x22")
3. Exhibit or poster of kennel management (14"x22")
4. Equipment or article for use with dog - example; collar, leash, jumps, feeders, dog house, etc. Equipment to be made by member
5. Exhibit or poster on proper grooming of dog
6. Exhibit or poster on proper health management practices
7. Any other project exhibit

Grades 7-13

8. Exhibit or poster of breeds
 9. Exhibit or poster of dog related careers
 10. Exhibit or poster of kennel management
 11. Equipment or article for use with dog - example, collar, leash, jumps, feeders, dog house, etc. Equipment to be made by member
 12. Exhibit or poster on proper grooming of dog
 13. Exhibit or poster on proper health management practices
 14. Any other project exhibit
- Champion Canine Management..... Ribbon

Grand Champion Animal & Vet. Science Ribbon



**DEPARTMENT 11J
DOMESTICATED EXOTIC ANIMALS
JUNIOR FAIR
LLAMAS (20391-20393)**

Superintendent - Brian Patterson - 273-3584
Llama Advisors: Brian & Patty Patterson - 273-3584

CHECK-IN/JUDGING: Bring all non-animal exhibits on Wednesday from noon-8:00 p.m. to Llama superintendent at Llama tent/display area. All live animal exhibits must be checked in prior to 8:00 a.m. Thursday. Judging will be 9:00 a.m. Thursday.

REGULATIONS: See health regulations in the front of this book. In Class A, B, C, and E, lots within that class may be combined if there are less than 5 exhibits.

Regular judging: CLASS A,B,C – lot 1
Danish judging: CLASS A,B,C – lots 2-3

Blue....\$5.00 Red....\$4.00 White....\$3.00 Pink....\$2.00

**CLASS A – JUNIOR
(1st & 2nd Year Members)**

LOT NUMBER:

- 1. Live Animal - Showmanship
 - 2. Live Animal - Performance
 - 3. Live Animal - Public Relations
- Champion Ribbon

**CLASS B – INTERMEDIATE
(3rd & 4th Year Members)**

LOT NUMBER:

- 1. Live Animal - Showmanship
 - 2. Live Animal - Performance
 - 3. Live Animal - Public Relations
- Champion Ribbon

**CLASS C – SENIOR
(5th Year & Over Members)**

LOT NUMBER:

- 1. Live Animal - Showmanship
 - 2. Live Animal - Performance
 - 3. Live Animal - Public Relations
- Champion Ribbon

CLASS D – NON-ANIMAL

Blue....\$1.75 Red....\$1.50 White....\$1.25 Pink....\$1.00

LOT NUMBER:

- 1. Craft –felted llama fiber, minimum 80%
 - 2. Craft – other llama fiber project; crocheted or knitted, minimum 80%
 - 3. Craft – other llama fiber project; woven or latch hook, minimum 80%
 - 4. Poster relating to care or body parts or animal health (14" x 22")
 - 5. Any other llama project related exhibit not made of llama fiber
- Champion Ribbon

Grand Champion Domesticated Exotic Animal Ribbon
(Grand will be chosen from Classes A – D only)

CLASS E – COSTUME

Blue....\$5.00 Red....\$4.00 White....\$3.00 Pink....\$2.00

LOT NUMBER:

- 1. Junior 1st & 2nd year members
 - 2. Intermediate 3rd & 4th year members
 - 3. Senior 5th year & over members
- Champion Ribbon

**ADVENTURES IN ANIMAL SCIENCE
See Dept. 10J Class D**

**DOMESTICATED EXOTIC ANIMAL
PHOTOGRAPHY**

See Department 20J Class E or F



**DEPARTMENT 13J
CATS (20651-20653)**

Superintendent -Meili Engebretson - 612-308-3933

CHECK-IN/JUDGING: The cat show is the Friday before the Fair. Cats will be checked in and shown in the Round Barn. Check-in will be from 1:00-1:45 p.m. with judging to begin at 2:00 p.m.

REGULATIONS:

- 1. **The Fair requires all kittens or cats not previously vaccinated be immunized by a licensed veterinarian for distemper, feline leukemia and rabies at least six weeks prior to the cat show.** Previously vaccinated adult cats can be vaccinated up to one week prior to Fair. Proof of shots must be shown if no pre-vet check is provided. Nails must be clipped or cats will not be allowed to show. Cats may be pre-checked by your own vet 3 days prior to the fair. Slip from small animal committee must be dated and signed by the vet. This is to speed up registration.
- 2. No pregnant cats or cats with litter are to be exhibited.
- 3. Mixed breed and purebred cats will show together unless numbers in classes warrant separation.
- 4. **Any male cat/kitten 9 months or older must be neutered.**
- 5. A spay is a former female.
- 6. A neuter is a former male.
- 7. Long hair is hair coat more than one inch in length. Short hair is hair coat one inch or less in length.
- 8. Cats must be brought in an approved **harness and leash**. Youth will be questioned on animal as part of the judging. **NO COLLARS** will be allowed.
- 9. Cats must be free of ear mites, fleas and any other infectious disease or will not be allowed to show.
- 10. **EVERYONE MUST ATTEND AND ACTIVELY PARTICIPATE IN AT LEAST ONE WORKSHOP. After the members third year of exhibiting, the member has the option to help put on a workshop or attend a workshop.** You will receive a pink premium and cannot compete for champion if any of these conditions are not met.
- 11. Exhibitor must be present to show his/her animal during judging. For any exception, a written request must be submitted to fair office one week prior to judging. If conflict during the cat show please contact the Superintendent.

KITTEN EXHIBITION - NON-PREMIUM EVENT

**CLASS A - KITTENS (4-12 months of age)
Male kittens 9 months or older must be neutered.**

LOT NUMBER:

- 1. Long hair male
 - 2. Short hair male
 - 3. Long hair female
 - 4. Short hair female
- Champion Kitten Ribbon

Blue...\$2.00 Red...\$1.75 White...\$1.50 Pink...\$1.25

CLASS B - ADULT CAT (1 - 5 years of age)

CLASS C - MATURE CAT (over 5 years)

LOT NUMBER:

- 1. Long hair female
 - 2. Long hair spay
 - 3. Long hair neuter
 - 4. Short hair female
 - 5. Short hair spay
 - 6. Short hair neuter
- Champion Long Hair Ribbon
 Champion Short Hair Ribbon
 Grand Champion Cat Dept. 13J..... Ribbon

CLASS D – SHOWMANSHIP

Kittens are allowed for premium in Showmanship

LOT NUMBER:

- 1. Beginner, Grades 3-5
 - 2. Intermediate, Grades 6-8
 - 3. Senior, Grades 9-13
- Champion Beginner Showman Ribbon
 Champion Intermediate Showman..... Ribbon
 Champion Senior Showman Ribbon
 Grand Champion Cat Showman..... Ribbon

CLASS E - COSTUME CAT

Open to any one entered in Cat project.

Judging may include cats & exhibitor.

Judging will be based on coordination of costume(s) with cage decoration theme.

LOT NUMBER:

- 1. Grades 3-6
 - 2. Grades 7-13
- Champion Costume Cat Ribbon

CLASS F – CAGE DECORATION

Ribbon only – no premiums

CAGE DECORATION THEMES:

2011 theme - *Let's all go to the circus*

2012 theme – *The wonderful world of sports*

Cages will be scored as follows:

Appearance and Design.....	20
Quality of Exhibit.....	10
Development of Theme.....	20
Total.....	50

LOT NUMBER:

- 1. Cage Decoration
- Champion Cage Decoration..... Ribbon

CAT POSTERS

See Dept. 10J Class D - Adventures in Animal Science

CAT PHOTOGRAPHY

See Dept. 20J Class E or F



DEPARTMENT 14J
PLANT AND SOIL SCIENCE
JUNIOR FAIR

Superintendent - Kevin Ballman - 651-385-0321

CHECK-IN/JUDGING: Please check the judging schedule in the front of this book for check-in time and judging time.

FIELD CROPS

REGULATIONS:

- 1. In this department, exhibitors are limited to a maximum of 6 entries from each enrolled project.
- 2. All field crop exhibits must be **labeled** according to variety, and dated when harvested.
- 3. All crops must be grown in current fair year except dry soybeans to be harvested after September 1 of preceding exhibit year.

Blue...\$2.00 Red...\$1.75 White...\$1.50 Pink...\$1.25

CLASS A - GROWING CORN (70001)

LOT NUMBER:

- 1. Exhibit of 6 ears of yellow dent
 - 2. Exhibit of 6 ears of popcorn, any variety
 - 3. Corn, 3 stalks in a bundle, roots to be wrapped in burlap or feed sack
- Champion..... Ribbon

CLASS B - GROWING FORAGES (70002)

LOT NUMBER:

- 1. Pure alfalfa, 4 inch slice of baled hay enclosed in a clear plastic bag
- 2. Alfalfa/grass mixture, 4 inch slice of baled hay enclosed in a clear plastic bag
- 3. Clover, 4 inch slice of baled hay enclosed in a clear plastic bag, may include grasses
- 4. Low moisture haylage, one 5 quart pail
- 5. High moisture corn silage, one 5 quart pail
- 6. Birds foot trefoil, fresh sheaves 2 1/2 " in diameter in upper band
- 7. Any other legume or grass silage, one 5 quart pail

EXOTIC

CATS

PLANT & SOIL

Champion Ribbon

CLASS C - GROWING SMALL GRAINS (70003)

LOT NUMBER:

1. Oats, 1 quart, cleaned, grown current season
2. Barley, 1 quart, cleaned, grown current season
3. Spring Wheat, 1 quart cleaned, grown current season
4. Winter wheat, 1 quart cleaned, grown current season
5. Rye, crop sheaves 2 1/2" in diameter in upper band
6. Sorghum-sudan, crop sheaves 2 1/2" in diameter in upper band
7. Any other small grain 1 quart cleaned, grown current season

Champion Ribbon

CLASS D - GROWING SOYBEANS (70004)

LOT NUMBER:

1. Soybeans, 1 quart, dry, variety identified
2. Soybeans, 1 quart, roasted
3. Soybeans, 3 plants in a bundle, roots to be wrapped in burlap or feed sack

Champion Ribbon

CLASS E – WEED MANAGEMENT (70005) AND OTHER CROPS (70006)

LOT NUMBER:

1. Any other weed management exhibit
2. Weed management poster
3. Any exhibit on other crops, not listed above
4. Other crops poster

Champion Ribbon

CLASS F - SOIL SCIENCE (70611) Grades 3-5

CLASS G - SOIL SCIENCE (70612) Grades 6-8

CLASS H - SOIL SCIENCE (70613) Grades 9-13

LOT NUMBER:

1. Any other soil science exhibit
2. Soil science poster
3. Top soil sample with description of soil texture (1 quart zip type bag)

Champion Ribbon

VEGETABLES

REGULATIONS: The exhibitor must have grown his own vegetable. For specific guidelines see Extension bulletin #A3306 "Exhibiting and Judging Vegetables".

Blue...\$1.75 Red...\$1.50 White...\$1.25 Pink...\$1.00

CLASS I – VEGETABLES 1 (70201) Grades 3-5

CLASS J – VEGETABLES 2 (70202) Grades 6-8

CLASS K – VEGETABLES 3 (70203) Grades 9-13

LOT NUMBER:

1. Swiss Chard, 1 bunch
2. Tomatoes, ripe, 5 specimens, stems remove
3. Tomatoes, green, 5 specimens, stems removed
4. Cherry tomatoes, ripe, 10 specimens, stems removed
5. Cabbage, 1 head
6. Carrots, long, 5 specimens, with tops
7. Carrots, short, 5 specimens, with tops
8. Cucumbers for pickling, 5 specimens, small
9. Cucumbers, slicing, 3 specimens, large
10. Onions, green, 1 bunch of 12 specimens
11. Onions, dry, 5 specimens
12. Peppers, Bell type, 5 specimens
13. Peppers, other than Bell type, 5 specimens
14. Beans, green, 1 dozen
15. Beans, wax, yellow, 1 dozen
16. Peas edible, thick wall pods, 1 dozen
17. Peas edible pods, Chinese or snow, 1 dozen
18. Sweet corn, 5 ears, husked
19. Beets, table size, 5 specimens, display with top leaves (bunching beets)
20. Broccoli, 1 head
21. Squash, summer, 1 specimen
22. Squash, winter, 1 specimen
23. Pie pumpkin, 1 specimen
24. Carving pumpkin, 1 specimen
25. Cauliflower, 1 head
26. Potatoes, early, 5 specimens
27. Potatoes, late, 5 specimens
28. Eggplant 1 specimen
29. Any other vegetable, 5 specimens

Champion Ribbon

CLASS L – HERBS (70151)

REGULATIONS: Display to consist of leaves in a bunch, may be put in water. No roots.

LOT NUMBER:

1. Basil, 3 stems
2. Catnip, 3 stems
3. Chives, 6 stems
4. Parsley, 3 stems
5. Peppermint, 3 stems
6. Thyme, 3 stems
7. Dill, 1 head
8. Any other herb not listed, name variety, 3 stems

Champion Ribbon

CLASS M - FRUITS (70101-70104)

REGULATIONS: The fruit must have been grown by the member.

Blue...\$2.00 Red...\$1.75 White...\$1.50 Pink...\$1.25

LOT NUMBER:

1. Apples (5) same variety
2. Pears (5) same variety

3. Plums (10) same variety
 4. Any other fruit produce
 5. Raspberries (1 pint)
 6. Exhibit showing pests or diseases and control
 7. Exhibit showing propagation and/or care of fruit
 8. Any other fruit project display
- Champion Ribbon

CLASS N - GARDEN BOX (70201-70203)

Limit 1 box per exhibitor in addition to having entries in other classes. Boxes should be 18"x18" in size (some boxes available). For quantities of each vegetable refer to Class E-G. Arrange in an attractive, creative display.

LOT NUMBER:

1. 4 different types of vegetables \$2.50 2.25 2.00 1.75
 2. 5 different types of vegetables 3.00 2.50 2.00 1.75
 3. 6 different types of vegetables 3.50 3.00 2.50 2.00
- Champion Ribbon

Grand Champion Plant & Soil..... Ribbon



DEPARTMENT 15J

FLOWERS & PLANTS - JUNIOR FAIR

Superintendents - Maxine and Art Schaller - 684-3513

(GS = Plant Life, Wildlife)

CHECK-IN/JUDGING: Please check the judging schedule in the front of this book for judging time. Exhibitors are limited to a maximum of 6 entries from each enrolled project.

CLASS A - FLOWERS (70401-70403)

Blue....\$1.75 Red....\$1.50 White....\$1.25 Pink....\$1.00

REGULATIONS: Class A should be exhibited in clear containers with narrow tops. The classes will be judged on the quality of the flowers. This class is open only to those enrolled in the Flower Project.

LOT NUMBER:

1. Asters, 3 blooms, same color
2. Bachelor Buttons, 3 blooms, same color
3. Coneflowers, 3 stems
4. Cosmos, 3 blooms, same color
5. Dahlias, giant size, 3 blooms, same color
6. Dahlias, regular size, 3 blooms, same color
7. Gladioli, 2 spikes, same color
8. Calla Lily, 1 stem
9. Daylily, 1 stem
10. Any other lily, 1 stem
11. Marigold, dwarf, 3 blooms, same color

12. Marigold, giant, 3 blooms, same color
 13. Nasturtiums, 3 blooms, same color
 14. Pansies, 3 blooms, same color
 15. Petunias, double flower, 3 blooms, same color
 16. Petunias, single flower, **plain edge**, 3 blooms, same color
 17. Phlox, 3 blooms, same color
 18. Roses, 3 stems, same color
 19. Snapdragons, 3 spikes, same color
 20. Zinnias, large, such as Giant Cactus, 3 blooms, same color
 21. Zinnias, dwarf, such as Pompon, Persian Carpet, 3 blooms, same color
 22. Any other small annual, 3 or more spikes or blooms, same color
 23. Any other large annual, 3 or more spikes or blooms, same color
 24. Any other small perennial, 3 spikes or blooms, any color
 25. Any other large perennial, 3 spikes or blooms, any color
- Champion..... Ribbon

CLASS B - ARRANGEMENTS (70401-70403)

REGULATIONS: Class B will consider quality of flowers, harmony of color, arrangement and receptacle should harmonize with the flowers. Flowers must be from your own garden. Bouquets should be arranged so that they may be handled without disarranging them. Two entries can be made in this class.

Blue....\$2.50 Red....\$2.25 White....\$2.00 Pink....\$1.75

LOT NUMBER:

Grades 3-5

1. Arrangement of annuals for home, use at least 3 kinds with a total of at least 5 spikes or blooms
2. Arrangement of perennial for home, use at least 3 kinds with a total of at least 5 spikes or blooms
3. Floral arrangement with definite theme, label theme
4. Dinner table arrangement
5. End table arrangement
6. Miniature arrangement, less than 6 inches high
7. Corsage or boutonniere, live flowers

Grades 6-8

8. Arrangement of annuals for home, use at least 3 kinds with a total of at least 5 spikes or blooms
9. Arrangement of perennial for home, use at least 3 kinds with a total of at least 5 spikes or blooms
10. Floral arrangement with definite theme, label theme
11. Dinner table arrangement
12. End table arrangement
13. Miniature arrangement, less than 6 inches high
14. Corsage or boutonniere, live flowers

Grades 9-13

- 15. Arrangement of annuals for home, use at least 3 kinds with a total of at least 5 spikes or blooms
- 16. Arrangement of perennial for home, use at least 3 kinds with a total of at least 5 spikes or blooms
- 17. Floral arrangement with definite theme, label theme
- 18. Dinner table arrangement
- 19. End table arrangement
- 20. Miniature arrangement, less than 6 inches high
- 21. Corsage or boutonniere, live flowers
Champion Ribbon

- CLASS C - HOUSE PLANTS 1 (70301)**
- CLASS D - HOUSE PLANTS 2 (70302)**
- CLASS E - HOUSE PLANTS 3 (70303)**

REGULATIONS: Each exhibit must have the common or botanical name(s) of the plant(s), date started, and method of propagation attached to each container. You may have more than one plant of same species in a pot. All plants, except where noted, to be started after September 1 of year preceding exhibit year. Plants must be free of disease and insects.

Blue...\$2.00 Red...\$1.75 White...\$1.50 Pink...\$1.25

LOT NUMBER

- 1. Coleus
- 2. Ferns
- 3. Ivy
- 4. Spider Plant
- 5. Strawberry Begonia
- 6. Succulents
- 7. Wandering Jew
- 8. Any other foliage plant
- 9. African Violet
- 10. Begonia
- 11. Geranium
- 12. Hanging Plant
- 13. Any other flowering plant
- 14. One propagated plant
- 15. Fern started before Sept. 1 of preceding year
- 16. Spider Plant started before Sept. 1 of preceding year
- 17. African Violet started before Sept. 1 of preceding year
- 18. Any other foliage plant started before Sept. 1 of preceding year
- 19. Desert dish garden
- 20. Tropical dish garden
- 21. Any other dish garden
- 22. Any terrarium
Champion Ribbon

Note: Herbs have been moved to Dept. 14J - Plant & Soil Science – Class L.

CLASS F - PLANT CRAFTS (70351)

REGULATIONS: Must be at least 2/3 natural plant material

LOT NUMBER:

- 1. Arrangement of dried flowers – Grades 3-6
- 2. Arrangement of dried flowers – Grades 7-13
- 3. Exhibit showing process of drying flowers
- 4. Corsage made of dried flowers
- 5. Exhibit using Christmas greens
- 6. Plant started from a kitchen discard
- 7. Arrangement with a seasonal theme
- 8. Any other project display
Champion Ribbon

HOME GROUNDS

Blue...\$2.00 Red...\$1.75 White...\$1.50 Pink...\$1.25

CLASS G – HOME GROUNDS 1 (70501)

LOT NUMBER:

- 1. Exhibit showing different kinds of lawn grasses
- 2. Exhibit showing care of a lawn
- 3. Any other exhibit
Champion Ribbon

CLASS H – HOME GROUNDS 2 (70502)

LOT NUMBER:

- 1. Exhibit of scrapbook of at least 3 different shrubs and 2 trees, underside and top of leaves. Identify and tell use in Home Grounds.
- 2. Exhibit showing how to plant a tree or shrub
- 3. Any other exhibit
Champion Ribbon

CLASS I – HOME GROUNDS 3 (70503)

Grades 3-13

LOT NUMBER:

- 1. Landscape plans, before and after improvements
- 2. Landscaping design for urban home
- 3. Any educational soils poster or exhibit
- 4. Any other landscape design exhibit
Champion Ribbon

Grand Champion Flowers & Plants Ribbon





**DEPARTMENT 16J
NATURE SPACE - NATURAL SCIENCES -
JUNIOR FAIR**

Superintendent - Matt Schmitz - 262-4579

**(GS = All about Birds, Eco Action, Plant Life,
Wildlife)**

CHECK-IN/JUDGING: Please check the judging schedule in the front of this book for check-in time and judging time.

**ALL MAPS, CHARTS AND POSTERS 14" X 22" ON
TAGBOARD IN THIS DEPT.**

Blue....\$1.75 Red....\$1.50 White....\$1.25 Pink....\$1.00

**EXPLORING YOUR ENVIRONMENT
(60001-60003)**

Members may enter exhibits from Classes A-E in this department.

CLASS A - BIRDS (60006)
No active bird nests allowed

LOT NUMBER:

1. Exhibit of at least 15 bird pictures, either drawings or cutouts of birds seen and identified (each drawing should be properly labeled and the food habits, migratory habits, habitat and nesting habits of each bird included with the label)
2. Exhibit 1 single unit bird house for wren, bluebird or tree swallow or martin house
3. Poster showing parts of a bird
4. Exhibit of 1 feeder and/or bird shelter (attach an explanation of design characteristics and proper place to locate for best results)
5. Map of habitat for 2 birds
6. Exhibit of 3 bird sounds using a recording sheet or tape as defined in the Nature space literature
7. Exhibit referring to protection preservation of birds
8. Any other project display
Champion Ribbon

CLASS B - SPORTFISHING (60801-60803)

LOT NUMBER:

1. Exhibit relating to preparation for a fishing experience
2. Exhibit relating to fishing safety
3. Exhibit of baits used, label and tell use
4. Poster identifying 6 different species of Wisconsin game fish.
5. Display of ice fishing equipment, bait and types of fish caught.
6. Any other project display

Champion Ribbon

**CLASS C - ENTOMOLOGY 1 (60201)
CLASS D - ENTOMOLOGY 2 (60202)
CLASS E - ENTOMOLOGY 3 (60203)**

All specimens must have been collected since Sept. 1 of the previous year unless "cumulative" is noted.

LOT NUMBER:

1. Collection of 15 species of insects from at least three different orders (each insect should be identified and properly labeled)
2. New or cumulative collection of 20 species of insects from at least 5 different orders (each insect should be identified and properly labeled)
3. Exhibit illustrating life cycle of one insect
4. Exhibit illustrating structural parts of insect and function
5. Exhibit of a killing jar
6. Exhibit illustrating 6 beneficial insects and 6 pest insects
7. Examples of 3 kinds of traps
8. 4 different galls, label where found
9. Exhibit illustrating larvae, cocoons or chrysalises
10. Any other project display exhibit
Champion in each class (C, D, & E)..... Ribbon

CLASS F - FORESTRY (60051-60053)

LOT NUMBER:

1. Collection of 10 tree seeds properly identified
2. Collection of 15 leaf prints
3. Mount of 5 lumber or wood specimens
4. Map of local woods and study area
5. Potted one year tree seedlings or cuttings
6. Poster identifying careers in the forestry and wood industry
7. Tree diagram and cross-section of trunk showing tree parts and the zones in the cross-section (include a brief description of how a tree grows)
8. Any other project display
Champion Ribbon

CLASS G - WILDFLOWERS (60005)

LOT NUMBER:

1. Collection of 20 wildflowers, properly pressed, mounted and labeled
2. Exhibit showing the parts of a flower properly labeled
3. Chart or diagram showing the life cycle of a plant
4. Collection of 10 wildflower plant leaves properly mounted and labeled
5. Collection of 15 wildflower seeds, mounted and labeled
6. Five wildflower portraits properly mounted and identified
7. Collection of 5 kinds of ferns

8. Any other project display
Champion Ribbon

CLASS H - MAPLE SYRUP (60054)

LOT NUMBER:

Grades 3-6

1. Chart of all equipment needed to produce maple syrup
2. One pint of maple syrup
3. One-half pound cake of maple sugar
4. Chart showing steps in producing maple syrup and sugar from tree to final product
5. Exhibit of project work

Grades 7-13

6. Chart of all equipment needed to produce maple syrup
7. One pint of maple syrup
8. One-half pound cake of maple sugar
9. Chart showing steps in producing maple syrup and sugar from tree to final product
10. Exhibit of project work
Champion Ribbon

CLASS I - ADVENTURES (60101)

LOT NUMBER:

1. A display on safety precautions for adventure activities
2. Exhibit showing prevention of adventure related accidents
3. An exhibit showing proper clothing for adventure activities
4. A repair kit for adventure equipment made by the member with an explanation of the use of its contents
5. A first aid kit for adventure activities made by the member with article labeled with its function
6. A display of menus and gear to cook the meals from an adventure trip
7. A homemade piece of adventure equipment
8. A display on map reading and orienteering
9. An exhibit on outdoor survival
10. A journal, story, poem or song about an adventure trip
11. A display showing the steps for planning an adventure trip
12. An exhibit of a family adventure activity
13. Any other adventure related exhibit
Champion Ribbon

CLASS J - BEES (60204)

LOT NUMBER:

1. Jar of honey
2. Comb of honey
3. Chart of exhibit of steps in production of honey and beeswax by the bees
4. Exhibit on sources of honey

5. Exhibit illustrating body parts of bee and function
6. Exhibit showing or illustrating five kinds of honey or processed honey product used by people
7. Exhibit of a hive, without bees, showing and explaining the structural parts, design and function of all parts
8. Exhibit illustrating how honey is harvested from the hive and then the steps in processing
Champion Ribbon

CLASS K - GEOLOGY (60681)

LOT NUMBER:

1. Display of 10 different collected, identified, unpolished rocks
2. Display of 10 different collected, identified, commercially polished rocks
3. Display of 10 different collected, identified, member polished rocks
4. Any other geology and mineral exhibit
Champion Ribbon

CLASS L - OTHER NATURAL SCIENCE (60001-60911)

LOT NUMBER:

Grades 3-6

1. Any Exploring your Environment exhibit
2. Any Winter Travel exhibit
3. Any Canoeing exhibit
4. Any Camping exhibit
5. Any Downhill Skiing exhibit
6. Any Cross Country Skiing exhibit
7. Any Backpacking and Hiking exhibit
8. Any Conservation exhibit
9. Any Taxidermy exhibit
10. Any Weather exhibit
11. Any Wildlife Habitat exhibit
12. Any Recycling exhibit
13. Any Home Energy exhibit
14. Any Water exhibit
15. Any Boating exhibit
16. Any Water Safety exhibit
17. Any Astronomy exhibit
18. Any Natural Science exhibit not listed above

Grades 7-13

19. Any Exploring your Environment exhibit
20. Any Winter Travel exhibit
21. Any Canoeing exhibit
22. Any Camping exhibit
23. Any Downhill Skiing exhibit
24. Any Cross Country Skiing exhibit
25. Any Backpacking and Hiking exhibit
26. Any Conservation exhibit
27. Any Taxidermy exhibit
28. Any Weather exhibit
29. Any Wildlife Habitat exhibit
30. Any Recycling exhibit

31. Any Home Energy exhibit
32. Any Water exhibit
33. Any Boating exhibit
34. Any Water Safety exhibit
35. Any Astronomy exhibit
36. Any Natural Science exhibit not listed above
Champion Ribbon

**SHOOTING SPORTS (CLASSES M-Q)
SHOOTING SPORTS/TARGET CONTESTS
(CLASSES R-Y)**

**CLASS M - OPEN TO ANY SHOOTING SPORTS
PROJECT OR BASIC HUNTING (60311-60361)**

LOT NUMBER:

1. Exhibit depicting what exhibitor has done or learned about hunting safety
2. Exhibit relating to gun laws
3. Poster depicting good sportsmanship practices
4. Poster on care and dressing of game
5. Any other project display
Champion Ribbon

CLASS N - ARCHERY (60311)

LOT NUMBER:

Grades 3-6

1. Equipment made by exhibitor
2. Exhibit of archery accessories
3. Poster on archery safety
4. Poster relating to arrows or bows
5. Poster relating to archery shooting
6. Five pictures on an archery activity, label pictures
7. Homemade stand up target
8. Any other project display

Grades 7-13

9. Equipment made by exhibitor
10. Exhibit of archery accessories
11. Poster on archery safety
12. Poster relating to arrows or bows
13. Poster relating to archery shooting
14. Five pictures on an archery activity, label pictures
15. Homemade target
16. Any other project display
Champion Ribbon

CLASS O - RIFLE (60331)

LOT NUMBER:

Grades 3-6

1. Exhibit showing shooting position(s)
2. Exhibit showing equipment
3. Exhibit showing accessories
4. Exhibit showing safety
5. Exhibit describing an activity done through project
6. Any other project display

Grades 7-13

7. Exhibit showing shooting position(s)
8. Exhibit showing equipment
9. Exhibit showing accessories
10. Exhibit showing safety
11. Exhibit describing an activity done through project
12. Any other project display
Champion Ribbon

CLASS P - SHOTGUN (60351)

LOT NUMBER:

1. Exhibit showing shooting position(s)
2. Exhibit showing equipment
3. Exhibit showing accessories
4. Exhibit showing safety
5. Exhibit describing an activity done through project
6. Exhibit showing care of equipment
7. Any other project display
Champion Ribbon

CLASS Q - BASIC MUZZLELOADING (60361)

LOT NUMBER:

1. Exhibit relating to the history of the muzzleloading gun
2. Any other exhibit
Champion Ribbon

**CLASS R - BARE BOW ARCHERY TARGET
SHOOTING CONTEST (60311)**

CONTEST DESCRIPTION: Division – Bare bow, any bow without sights, stabilizers or releases. May use glove or finger tab.
Bows – All types (ie: longbows, recurve or compound) permitted, **excluding footbows and crossbows.**

REGULATIONS: Open to any member enrolled in the Archery project. Arrows – Competitors must supply own, 5 recommended. Only target or field points allowed, **no hunting points allowed.** Event consists of 25 shots, grade 3-5 at a 10 yard shooting distance, grade 6-8 at a 15 yard shooting distance, grade 9-13 at a 20 yard shooting distance. Five practice shots allowed. Scoring – All scoring completed by scoring judge, any arrow or target touched prior to scoring will be scored as zero. Scoring determined by position of the shaft. Shaft must break scoring ring to score the higher value. Target bounce outs or target pass throughs will be scored only if judge can determine point of impact. Otherwise these will be re-shot at the end of the round.

LOT NUMBER:

1. Bare bow Archery Shoot (Grades 3-5)
2. Bare bow Archery Shoot (Grades 6-8)
3. Bare bow Archery Shoot (Grades 9-13)
Champion Ribbon

**CLASS S - FREESTYLE LIMITED ARCHERY
TARGET SHOOTING CONTEST (60311)**

CONTEST DESCRIPTION: Division – Must use fingers only, no mechanical releases. All other aids allowed (i.e.: sights, stabilizers, etc). May use glove or finger tab. **NO MAGNIFIED SIGHTS ALLOWED.** Bows – All types (i.e.: longbows, recurve or compound) permitted, **excluding footbows and crossbows.**

REGULATIONS: Open to any member enrolled in the Archery project. Arrows – Competitors must supply own, 5 required. Only target or field points allowed, **no hunting points allowed.** Event consists of 25 shots, grade 3-5 at a 10 yard shooting distance, grade 6-8 at a 15 yard shooting distance, grade 9-13 at a 20 yard shooting distance. Five practice shots allowed. Scoring – All scoring completed by scoring judge, any arrow or target touched prior to scoring will be scored as zero. Scoring determined by position of the shaft. Shaft must break scoring ring to score the higher value. Target bounce outs or target pass throughs will be scored only if judge can determine point of impact. Otherwise these will be re-shot at the end of the round.

LOT NUMBER:

- 1. Freestyle Limited Archery Shoot (Grades 3-5)
- 2. Freestyle Limited Archery Shoot (Grades 6-8)
- 3. Freestyle Archery Shoot (Grades 9-13)
Champion Ribbon

**CLASS T - FREESTYLE UNLIMITED ARCHERY
TARGET SHOOTING CONTEST (60311)**

CONTEST DESCRIPTION: Division – any bow with unlimited aids, such as stabilizers, mechanical releases or sights. **NO MAGNIFIED SIGHTS ALLOWED.** Bows – All types (i.e.: longbows, recurve or compound) permitted, **excluding footbows.** Crossbows permitted with consent of committee.

REGULATIONS: Open to any member enrolled in the Archery project. Arrows – Competitors must supply own, 5 required. Only target or field points allowed, **no hunting points allowed.** Event consists of 25 shots, grade 3-5 at a 10 yard shooting distance, grade 6-8 at a 15 yard shooting distance, grade 9-13 at a 20 yard shooting distance. Five practice shots allowed. Scoring – All scoring completed by scoring judge, any arrow or target touched prior to scoring will be scored as zero. Scoring determined by position of the shaft. Shaft must break scoring ring to score the higher value. Target bounce outs or target pass throughs will be scored only if judge can determine point of impact. Otherwise these will be re-shot at the end of the round.

LOT NUMBER:

- 1. Freestyle Unlimited Archery Shoot (Grades 3-5)
- 2. Freestyle Unlimited Archery Shoot (Grades 6-8)

- 3. Freestyle Archery Shoot (Grades 9-13)
Champion Ribbon

**CLASS U - AIR RIFLE TARGET SHOOTING
CONTEST (60331)**

REGULATIONS: Contest is for air rifles only, not air pistols. Open to project completers only. Project completers are: 1) exhibitors Grade 5 and older who have completed a DNR Hunter Safety Program or the 4-H Shooting Sports Safety and Training Program prior to the fair or 2) exhibitors Grade 3 & 4 who have completed the 4-H Shooting Sports Safety and Training Program prior to the fair. Hunter Safety certification must be shown at the Shoot Off.

LOT NUMBER

- 1. Target Shooting Contest (Grades 3-5)
- 2. Target Shooting Contest (Grades 6-8)
- 3. Target Shooting Contest (Grades 9-13)
Champion Ribbon

**CLASS V - .22 RIFLE SHOOTING CONTEST
(60331)**

REGULATIONS: Contest is for .22 rimfire rifles open or peep sights *ONLY*. Competitors must be 12 years of age or older who have completed a DNR Hunter Safety Program or the 4-H Shooting Sports Safety and Training Program prior to the fair. Hunter Safety Certification must be shown at the competition. Competitors are required to wear eye and hearing protection and should provide their own. Competition will be 3 positions at 50 feet consisting of 10 shots each. Location of the competition will be announced and held prior to fair. Competitors *may* provide their own rifle and ammunition. *Competition will be shot in a single shot fashion.*

LOT NUMBER:

- 1. .22 Rifle shooting contest (Grades 6-8)
- 2. .22 Rifle shooting contest (Grades 9-13)
Champion Ribbon

**CLASS W - SHOTGUN SHOOTING CONTEST
(60351)**

REGULATIONS: Contest consists of two 25 round regulation rounds of trap. Competitors must be 12 years of age or older who have completed a DNR Hunter Safety Program or the 4-H Shooting Sports Safety and Training Program prior to the fair. Hunter Safety Certification must be shown at the competition. Competitors are required to wear eye and hearing protection and should provide their own. Competitors *shall* provide their own shotgun and minimum 50 rounds of shells. Location of the competition will be announced and held prior to the fair.

LOT NUMBER:

1. Shotgun shooting contest (Grades 6-8)
2. Shotgun shooting contest (Grades 9-13)
 Champion Ribbon

CLASS X - MUZZLELOADING RIFLE SHOOTING CONTEST (60361)

REGULATIONS: Contest is for muzzleloading rifles inline or traditional open or peep sights, **NO SCOPES**. Competitors must be 12 years of age or older who have completed a DNR Hunter Safety Program or the 4-H Shooting Sports Safety and Training Program prior to the fair. Competitors are required to wear eye and hearing protection and should provide their own. The course of fire will be announced prior to the fair. Location of the competition will be announced and held prior to the fair. Competitors *shall* provide their own rifle, ammunition, and supplies.

LOT NUMBER:

1. Muzzleloading rifle shooting contest (Grades 6-8)
2. Muzzleloading rifle shooting contest (Grades 9-13)
 Champion Ribbon

CLASS Y - AIR PISTOL TARGET SHOOTING CONTEST (60331)

REGULATIONS: Contest is for air pistol only, not air rifle. Only air pistols provided by 4-H Shooting Sports will be allowed to be used. Open to project completers only. Project completers are exhibitors Grade 6 and older who have completed the 4-H Shooting Sports Air Pistol Safety and Training Program prior to the fair by attending a minimum of 3 training sessions.

LOT NUMBER

1. Target Shooting Contest (Grades 6-8)
2. Target Shooting Contest (Grades 9-13)
 Champion Ribbon

Grand Champion Natural Sciences Ribbon



**DEPARTMENT 17J
 EXPLORING - JUNIOR FAIR**

Superintendent - Tina Riner - 651-488-5533

(GS = Eco-Action, Wildlife, All about Birds, Plant Life, Globetrotting)

CHECK-IN/JUDGING: Conference Judging on **MONDAY** from 12-6:00 p.m. Suggested times for individual clubs will be announced in a newsletter. Exhibitor must be present for judging.

CLASS A - EXPLORING (10301)

REGULATIONS: An Exploring member or 2nd grade Cloverbud member may enter up to four items from the list below. Bring brownies & cookies on small paper plates covered with plastic wrap. No perishable items will be returned to exhibitor, must be thrown on Sunday. **Posters and charts 14"x22" tagboard, except Lot #7, 8 & 9.** Drop of one placing if not right poster size.

Blue....\$1.75 Red....\$1.50 White....\$1.25 Pink....\$1.00

LOT NUMBER:

1. Hobby collection
2. Puzzle
3. Display of 6 insects mounted and identified
4. Bird house
5. Bird feeder
6. Tree leaf collection booklet, 7 tree leaves pressed & identified
7. 4 pictures you have taken showing nature, black & white or color (14"x11" tagboard). Do not label photos
8. 4 pictures you have taken showing people, black & white or color (14"x11" tagboard). Do not label photos.
9. 4 pictures you have taken showing animals, black & white or color (14"x11" tagboard). Do not label photos.
10. Collection of 5 wildflowers in booklet, you have collected, pressed and identified
11. Collection of 10 different seeds, identified and mounted
12. Poster of a record of weather for a complete week (14"x22" tagboard)
13. 2 brownies from a mix, unfrosted, no nuts
14. 2 cookies, chocolate chip
15. One potted growing house plant you have raised from a cutting – with date started on pot
16. Rock creature
17. Puppet
18. Collection of 4 interesting objects from nature, mounted (no birds nests)
19. Poster comparing junk foods to nutritional foods (14"x22" tagboard)
20. Home safety poster (14"x22" tagboard)
21. Poster about my 4-H Club (14"x22" tagboard)
22. Storybook on what you have learned in 4-H (can contain pictures)
23. Terrarium, must be covered
24. Hand made craft
25. Home made musical instrument
26. Any other exhibit - majority of project wood
27. Any other exhibit - majority of project paper, material, yarn
28. Any other exhibit
 Champions..... Ribbon

CLASS B - CLOVERBUDS (10351)

CHECK-IN/JUDGING: Judging will be on **MONDAY** from 12-6:00 p.m. Members need not be present. All exhibits will be given participation ribbons and can receive either face to face comments from the exploring judges or written comments.

REGULATIONS:

- Open to Cloverbud members of 4-H clubs. May exhibit two items.
- *2nd grade Cloverbud members are eligible to exhibit in either Class A-Exploring or Class B-Cloverbuds but **not** in both. Those 2nd grade Cloverbuds choosing to exhibit in Exploring must be present for judging.*
- In lot #8 – bring 2 samples on small paper plate in a ziplock bag or 1 cup of snack in ziplock bag which ever applies.
- No live animals exhibited except if entered under one of the following: Cloverbud members are eligible to enter Open Class "Little Dairyman", "Little Shepherd", "Little Goat Herder", "Chicken Little", and "Little Hopper". These will not count as one of the two Cloverbud exhibits.

Premiums: Exhibitors will receive ribbons only – no premiums.

LOT NUMBER:

1. Handmade craft
2. Picture you have drawn on a 8 ½"x11" sheet of paper
3. Poster about your 4-H club – 14"x22" tagboard
4. A book you have made telling about what you did as a Cloverbud
5. Rock creature
6. Paper bag puppet
7. Bird house or bird feeder
8. Favorite non-perishable snack
9. Cookies (2)
10. One potted growing house plant you raised from a cutting
11. Four pictures you have taken – any subject. Color or black & white (mount on a 14"x11" sheet of tagboard)
12. Any other exhibit



**DEPARTMENT 18J
CULTURAL ARTS - JUNIOR FAIR**

Superintendents -
Virginia Geraets - 639-5250
Evelyn Johnson - 448-3703

(GS = Artistic Crafts, Folk Arts, On a High Note)

CHECK-IN/JUDGING: Please check the judging schedule in the front of this book for check-in time and judging time. Because of the large size of this department **ALL** entries are to be checked in Tuesday 1-7 p.m.

REGULATIONS:

- **Members may exhibit six articles from each project number in which they are enrolled except drawing and painting which will be treated as two individual project options.**
- Open to 4-H members enrolled in 4-H Crafts Project.
- All exhibits must be the handiwork of the exhibitor.
- The member must make all designs in cultural arts exhibits within the current 4-H project year.
- No school projects will be allowed, except in Pottery.
- Emphasis will be on originality and creativity in design. All designs must be original, one of a kind and not *identical to* any other art object.
- Matting and frames will not be judged.

Blue....\$2.00 Red....\$1.75 White....\$1.50 Pink....\$1.25

CLASS A - SCRAPBOOKING (30004)

LOT NUMBER:

1. Scrapbook with journaling (minimum of 5 pages)
2. Poster showing scrapbook techniques
3. Any article other than a scrapbook made with scrapbook techniques.
4. Any other scrapbooking exhibit
Champion Ribbon

**CLASS B - ART 1 (30301)
CLASS C - ART 2 (30302)**

REGULATIONS: All articles to be hung must be ready for hanging. Items must be dated and signed on bottom or back, easily read or will be lowered one placing.

LOT NUMBER: (Lots apply to Class B & C above)

1. Paper Project
2. Fiber Project
3. Clay Project
4. Leather Project
5. Textiles Project
6. Wood Project
7. Chalk/Carbon/Pigments Project

- 8. Glass/Plastic Project
- 9. Metal Project
- 10. Nature Project
- 11. Weaving Project
- 12. Sculpture Project
- Champion Ribbon

CLASS D - BASKETRY (30301-30302)

Items must be dated and signed on the bottom or back, easily read or will be lowered one placing.

LOT NUMBER

Grades 3-6

- 1. Mat made with reeds
- 2. Basket with or without handles from reeds
- 3. Appalachian type basket-egg, potato, hen, etc.
- 4. Article made with corn husks
- 5. Basket made with gathered natural materials
- 6. Article made of Raffia one color or multi-colored
- 7. Creative basket
- 8. Article made from a kit
- 9. Rag basket

Grades 7-13

- 10. Mat made with reeds
- 11. Basket with or without handles from reeds
- 12. Appalachian type basket-egg, potato, hen, etc.
- 13. Article made with corn husks
- 14. Basket made with gathered natural materials
- 15. Article made of Raffia one color or multi-colored
- 16. Creative basket
- 17. Article made from a kit
- 18. Rag basket
- Champion Ribbon

CLASS E - CERAMICS (30301-30302)

REGULATIONS: All ceramics exhibited should be kiln fired, with ceramic glazes or stains applied. Exhibits must be commercial mold, fired, clay items. Items must be dated and signed in a place easily seen and read, or will be lowered one placing. **Enter plaster craft items under Class R.**

Criteria for judging of pottery and ceramic exhibits will be as follows:

- A. Quality of the finished product.
- B. The work and effort of the exhibitor.
- C. The knowledge, demonstrated skill, and experience of the member in the project area.

LOT NUMBER:

Grades 3-5

- 1. Glaze, 1 only
- 2. Crystal type glaze
- 3. Stained
- 4. Underglazed item, any finish applied
- 5. Stained, antiqued

- 6. Chalks and stain combined
- 7. Decals fired on
- 8. Overglazed (mother of pearl or metallic)
- 9. Textured glaze
- 10. Dry brush item
- 11. Wet brush item
- 12. Stain and glaze combination
- 13. Any other ceramic article not already mentioned
- 14. Poster 14"x22" showing how to prepare greenware step by step
- 15. Poster 14"x22" showing glazing and firing steps
- 16. Scrapbook of project step by step
- 17. Poster 14"x22" showing different techniques
- Champion – Grades 3-5 Ribbon

Grades 6-8

- 18. Glaze, 1 only
- 19. Crystal type glaze
- 20. Stained
- 21. Underglazed item, any finish applied
- 22. Stained, antiqued
- 23. Chalks and stain combined
- 24. Decals fired on
- 25. Overglazed (mother of pearl or metallic)
- 26. Textured glaze
- 27. Dry brush item
- 28. Wet brush item
- 29. Stain and glaze combination
- 30. Any other ceramic article not already mentioned
- 31. Poster 14"x22" showing how to prepare greenware step by step
- 32. Poster 14"x22" showing glazing and firing steps
- 33. Scrapbook of project step by step
- 34. Poster 14"x22" showing different techniques
- Champion – Grades 6-8 Ribbon

Grades 9-13

- 35. Glaze, 1 only
- 36. Crystal type glaze
- 37. Stained
- 38. Underglazed item, any finish applied
- 39. Stained, antiqued
- 40. Chalks and stain combined
- 41. Decals fired on
- 42. Overglazed (mother of pearl or metallic)
- 43. Textured glaze
- 44. Dry brush item
- 45. Wet brush item
- 46. Stain and glaze combination
- 47. Any other ceramic article not already mentioned
- 48. Poster 14"x22" showing how to prepare greenware step by step
- 49. Poster 14"x22" showing glazing and firing steps
- 50. Scrapbook of project step by step
- 51. Poster 14"x22" showing different techniques
- Champion – Grades 9-13 Ribbon

**CLASS F - CREATIVE CROSS STITCHERY -
(30301-30302)**

Items must be signed and dated, easily read or will be lowered one placing.

LOT NUMBER:

Grades 3-6

1. Original design
2. Articles made from a kit
3. Wall hanging or framed item
4. Article for use in the home
5. Article for use as wearing apparel
6. Any other cross-stitch item

Grades 7-13

7. Original design
 8. Articles made from a kit
 9. Wall hanging or framed item
 10. Article for use in the home
 11. Article for use as wearing apparel
 12. Any other cross-stitch item
- Champion Ribbon

CLASS G - MACRAME (30301-30302)

Items must be signed and dated, easily read or will be lowered one placing.

LOT NUMBER:

Grades 3-6

1. Macramé articles for use as wearing apparel
2. Macramé article for use in the home
3. Any other macramé article
4. Poster of 10 knots
5. Original macramé (not from a book), directions written down

Grades 7-13

6. Macramé articles for use as wearing apparel
 7. Macramé article for use in the home
 8. Any other macramé article
 9. Poster of 10 knots
 10. Original macramé (not from a book), directions written down
- Champion Ribbon

CLASS H - POTTERY (30301-30302)

School projects will be allowed

Items must be dated and signed on the bottom or back, easily read or will be lowered one placing. Kiln or air are acceptable methods of drying.

LOT NUMBER:

Grades 3-6

1. Hand built form - pinch method
2. Hand built form - coil method
3. Hand built form - slab method

4. Potters wheel method
5. Any school made project
6. Hand built form, a combination of pinch, coil, slab or any other
7. Hand built form - slab carved relief

Grades 7-13

8. Hand built form - pinch method
 9. Hand built form - coil method
 10. Hand built form - slab method
 11. Potters wheel method
 12. Any school made project
 13. Hand built form, a combination of pinch, coil, slab or any other
 14. Hand built form - slab carved relief
- Champion Ribbon

CLASS I - STENCIL PAINTING (30301-30302)

REGULATIONS: All designs must be original except for lot number 6 & 12. The stencil used must be dated and signed, included with the exhibit and be attached to the article in some way or will be lowered one placing. **All exhibits must be displayed in a box or plastic bag.**

LOT NUMBER:

Grades 3-6

1. Stationery, 12 sheets
2. Tablecloth or 4 placemats, or 2 towels, scarf etc.
3. Pillow case, border design or all over design
4. Occasional cards; may be same or different designs, 8 total
5. Gift wrapping paper, at least 2 sheets
6. Any pre-made stencil design on paper, Example: 8 stationery, 8 note cards, 2 gift wrap, 2 gift bags, etc.
7. Any pre-made stencil design on any other media (not paper)
8. Any original stencil design on any media

Grades 7-13

9. Stationery, 12 sheets
 10. Tablecloth or 4 placemats, or 2 towels, scarf & etc.
 11. Pillow case, border design, or all over design
 12. Occasional cards; may be same or different designs, 8 total
 13. Gift wrapping paper, at least 2 sheets
 14. Any pre-made stencil design on paper, Example: 8 stationery, 8 note cards, 2 gift wrap, 2 gift bags, etc.
 15. Any pre-made stencil design on any other media (not paper)
 16. Any original stencil design on any media
- Champion Ribbon

CLASS J - LEATHERCRAFT (30311)

Items must be dated and signed on back, easily read or will be lowered one placing.

LEATHERCRAFT 1ST YEAR (30311)

LOT NUMBER:

Grades 3-6 (Original and creative design)

- 1. Belt, no buckle
- 2. Three simple articles, leather as a flat surface
- 3. Article of greater difficulty

Grades 3-6 (Made from a kit)

- 4. Belt, no buckle
- 5. Three simple articles, leather as a flat surface
- 6. Article of greater difficulty

Grades 7-13 (Original and creative design)

- 7. Belt, no buckle
- 8. Three simple articles, leather as a flat surface
- 9. Article of greater difficulty

Grades 7-13 (Made from a kit)

- 10. Belt, no buckle
- 11. Three simple articles, leather as a flat surface
- 12. Article of greater difficulty

LEATHERCRAFT 2ND YEAR (30311) Grades 4-13

Original and creative design:

- 13. Article of toolable leather judged on merits of tooling skills only
- 14. Article of toolable leather judged on merits of both construction and leather tooling skill
- 15. Article with zipper
- 16. Article of non-toolable leather
- 17. Article of greater difficulty
- 18. Article made with leather and wood

Made from a kit:

- 19. Article of toolable leather judged on merits of tooling skills only
- 20. Article of toolable leather judged on merits of both construction and leather tooling skill
- 21. Article with zipper
- 22. Article of non-toolable leather
- 23. Article of greater difficulty

LEATHERCRAFT 3RD YEAR (30311) Grades 5-13

Original and creative in design:

- 24. Article of toolable leather judged on merits of tooling skills only
- 25. Article of toolable leather judged on merits of both construction and leather tooling skill
- 26. Article of non-toolable leather
- 27. Article of greater difficulty
- 28. Garment made of leather

- 29. Article made with leather and wood

Made from a kit:

- 30. Article of toolable leather judged on merits of tooling skills only
- 31. Article of toolable leather judged on merits of both construction and leather tooling skill
- 32. Article of non-toolable leather
- 33. Article of greater difficulty
- 34. Garment made of leather
Champion Ribbon

CLASS K - BLOCK PRINTING/STAMPING (30331)

REGULATIONS: May be designs using either blocks/stamps made by exhibitor (lots 1-12) or purchased blocks/stamps (lots 13-24). For lots 1-12, the blocks/stamps used must be dated, signed and included with the entry. Exhibits in lots 1-12 will be judged on the quality of both blocks/stamps and design. Exhibits in lots 13-24 will be judged on design only. Blocks/stamps used in these entries are those purchased from a store and do not need to be brought in for judging.

LOT NUMBER:

Grades 3-6 (Blocks/stamps made by exhibitor)

- 1. Stationery, 12 sheets, exhibited in a box
- 2. Tablecloth or 4 placemats, or 2 towels
- 3. Pillow case, all over design or border design
- 4. Occasional cards, may be same or different designs, 8 total
- 5. Wrapping paper, at least 2 sheets
- 6. Any other original design not listed above

Grades 7-13 (Blocks/stamps made by exhibitor)

- 7. Stationery, 12 sheets, exhibited in a box
- 8. Tablecloth or 4 placemats, or 2 towels
- 9. Pillow case, all over design or border design
- 10. Occasional cards, may be same or different designs, 8 total
- 11. Wrapping paper, at least 2 sheets
- 12. Any other original design not listed above
Champion Blocks/stamps made by exhibitor .. Ribbon

Grades 3-6 (Purchased blocks/stamps)

- 13. Stationery, 12 sheets, exhibited in a box
- 14. Tablecloth or 4 placemats, or 2 towels
- 15. Pillow case, all over design or border design
- 16. Occasional cards, may be same or different designs, 8 total
- 17. Wrapping paper, at least 2 sheets
- 18. Any other non-original design not listed above

Grades 7-13 (Purchased blocks/stamps)

- 19. Stationery, 12 sheets, exhibited in a box
- 20. Tablecloth or 4 placemats, or 2 towels
- 21. Pillow case, all over design or border design
- 22. Occasional cards, may be same or different designs, 8 total

23. Wrapping paper, at least 2 sheets
24. Any other non-original design not listed above
Champion purchased blocks/stamps..... Ribbon

CLASS L - METAL ENAMELING (30341)

Items must be signed and dated on back or will be lowered one placing.

LOT NUMBER:

Grades 3-6

1. Pin or scatter pins
2. Pendant
3. Small item under 1 1/2"
4. Large item over 1 1/2"
5. Earrings
6. One other useful article (not listed above)

Grades 7-13

7. Pin or scatter pins
8. Pendant
9. Small item under 1 1/2"
10. Large item over 1 1/2"
11. Earrings
12. One other useful article (not listed above)
Champion Ribbon

CLASS M - DRAWING (30351)

REGULATIONS: All paintings or drawings on paper must be exhibited in a frame or clear plastic cover, not wax paper, to protect your exhibit. Items must be dated and signed in front lower right corner only, must be easily read, and must be ready for hanging (i.e. pop can tab). If the exhibit does not meet these rules the premium will be lowered one placing. NO GLASS ALLOWED. **Attach entry tag to the lower left hand corner.**

LOT NUMBER:

Grades 3-6

1. Pencil, lead or color
2. Pen
3. Ink
4. Charcoal
5. Chalk - sprayed before covered
6. Other

Grades 7-9

7. Pencil, lead or color
8. Pen
9. Ink
10. Charcoal
11. Chalk - sprayed before covered
12. Other

Grades 10-13

13. Pencil, lead or color
14. Pen
15. Ink
16. Charcoal

17. Chalk - sprayed before covered
18. Other
Champion Ribbon

CLASS N - PAINTING (30351)

REGULATIONS: All paintings or drawings on paper must be exhibited in wood, plastic or tagboard frame or clear plastic cover, not wax paper, to protect your exhibit. Oil paintings on canvas do not have to be covered. Items must be dated and signed in front lower right corner only, must be easily read, and must be ready for hanging (i.e. pop can tab). If the exhibit does not meet these rules the premium will be lowered one placing. A portrait is a picture of an animal or person with no other background. NO GLASS ALLOWED. **Attach entry tag to the lower left hand corner.**

LOT NUMBER:

Grades 3-6 (Original)

1. Portrait, watercolor or pastel
2. Landscape, watercolor or pastel
3. Still life, watercolor or pastel
4. Portrait, oil or acrylic
5. Landscape, oil or acrylic
6. Still life, oil or acrylic
7. Airbrush, any medium
8. Any other

Grades 3-6 (Non-Original)

9. Portrait, watercolor or pastel
10. Landscape, watercolor or pastel
11. Still Life, watercolor or pastel
12. Portrait, oil or acrylic
13. Landscape, oil or acrylic
14. Still Life, oil or acrylic
15. Airbrush, any medium
16. Any other

Grades 7-9 (Original)

17. Portrait, watercolor or pastel
18. Landscape, watercolor or pastel
19. Still life, watercolor or pastel
20. Portrait, oil or acrylic
21. Landscape, oil or acrylic
22. Still life, oil or acrylic
23. Airbrush, any medium
24. Any other

Grades 7-9 (Non-Original)

25. Portrait, watercolor or pastel
26. Landscape, watercolor or pastel
27. Still life, watercolor or pastel
28. Portrait, oil or acrylic
29. Landscape, oil or acrylic
30. Still life, oil or acrylic
31. Airbrush, any medium
32. Any other

Grades 10-13 (Original)

33. Portrait, watercolor or pastel
34. Landscape, watercolor or pastel
35. Still life, watercolor or pastel
36. Portrait, oil or acrylic
37. Landscape, oil or acrylic
38. Still life, oil or acrylic
39. Airbrush, any medium
40. Any other

Grades 10-13 (Non-Original)

41. Portrait, watercolor or pastel
 42. Landscape, watercolor or pastel
 43. Still life, watercolor or pastel
 44. Portrait, oil or acrylic
 45. Landscape, oil or acrylic
 46. Still life, oil or acrylic
 47. Airbrush, any medium
 48. Any other
- Champion Ribbon

CLASS O - THEATER ARTS (30701-30703)

Items must be dated and signed or will be lowered one placing.

Grades 3-5

- LOT NUMBER:
1. Rod puppet
 2. Costume and it's character
 3. Puppet with a movable mouth
 4. Written play
 5. Video of personal acting
 6. Two or more styles of homemade puppets
 7. Display on sound effects
 8. A homemade color wheel or light rainbow
 9. Display on make up
 10. Written monologue
 11. Any other drama exhibit

Grades 6-13

12. Created character
 13. Display on light and shadow
 14. Props for a character representing a specific culture
 15. Costume for a character representing a specific culture
 16. Written play
 17. Video of personal acting
 18. Display on character development
 19. Exhibit on diction
 20. Original short performance piece
 21. Scenic design model
 22. A play prompt book
 23. Display on lighting
 24. A puppet video
 25. Any other drama exhibit
- Champion Ribbon

CLASS P - CLOWNING (30711)

Items must be dated and signed or will be lowered one placing.

- LOT NUMBER:
1. Drawing of clown face (date & sign, lower right corner)
 2. Clown outfit
 3. Photo story of a clowning performance
 4. Exhibit of information on clown make-up
 5. Any other clown exhibit
- Champion Ribbon

**CLASS Q - MUSIC (30761)
DANCE (30771)**

Note: Lot #6, #7, #8 & #9 musical and dance performances will be judged at the lower round barn at 3:30 p.m. on **Monday**. Please enter all live performances in lot #6, #7, #8 or #9. Music and dance project member performances from the Creative Communications Festival are encouraged at the fair, but not required.

Items must be dated and signed on the back, or will be lowered a placing.

- LOT NUMBER:
1. Scrapbook showing music activities
 2. Musical instrument made by member
 3. Original composition by exhibitor
 4. Poster about music related topic
 5. Any other music exhibit
- Champion (non performance)..... Ribbon

- LOT NUMBER:
- Grades 3-8**
6. Performance I; piano, vocal, instrumental, or dance
 7. Performance II; piano, vocal, instrumental, or dance. Must be different type of performance than entered in lot 6. Ex: Lot 6 piano solo, Lot 7 vocal solo.
- Champion Ribbon

- Grades 9-13**
8. Performance I; piano, vocal, instrumental, or dance
 9. Performance II; piano, vocal, instrumental or dance. Must be different type of performance then entered in lot 8. Ex: Lot 8 piano solo, Lot 9 vocal solo.
- Champion Ribbon

**CLASS R - OTHER CULTURAL ARTS
(30004 – 30771)**

REGULATIONS: Open to any 4-H member in the Arts and Craft Project. All articles to be hung must be ready for hanging. Items must be dated and signed, easily read or will be lowered one placing. For beadwork, lots 22 & 48, please attach a small tag on a string to the item.

LOT NUMBER:

Grades 3-6

1. Design in metal - plates, wall hanging, etc.
2. Mobile, any material
3. Sketchbook - minimum of six sketches
4. Plaster craft
5. Carving, any material
6. Casting, any article or object cast
7. Picture using fabric
8. Mosaic using any seeds, thread, etc.
9. A three dimensional object
10. One Puppet, any kind
11. Exhibit of lettering
12. Candles
13. Corn Husk dolls
14. Design in any other material
15. Needlepoint
16. Embroidery, stamped or counted cross stitch
17. Latch Hook
18. Stain Glass
19. Candlewicking
20. Appliquéd picture or item
21. Quilted item
22. Beadwork
23. Calligraphy
24. Paper Cutting
25. Latino Cultural Arts
26. Any craft item not listed

Grades 7-13

27. Design in metal - plates, wall hanging, etc.
 28. Mobile, any material
 29. Sketchbook - minimum of six sketches
 30. Plaster craft
 31. Carving, any material
 32. Casting, any article or object cast
 33. Picture using fabric
 34. Mosaic using any seeds, thread, etc.
 35. A three dimensional object
 36. One Puppet, any kind
 37. Exhibit of lettering
 38. Candles
 39. Corn Husk dolls
 40. Design in any other material
 41. Needlepoint
 42. Embroidery, stamped or counted cross stitch
 43. Latch Hook
 44. Stain Glass
 45. Candlewicking
 46. Appliquéd picture or item
 47. Quilted item
 48. Beadwork
 49. Calligraphy
 50. Paper Cutting
 51. Latino Cultural Arts
 52. Any craft item not listed
- Champion Ribbon

**CAKE DECORATING
(40391)**

CLASS S - TIPS & TOOLS Grades 3-6
CLASS T - TIPS & TOOLS Grades 7-13

REGULATIONS: Major decorating should be done using cake decorating tips and tools. Additional techniques can be used. Base of cake should be no more than 2" larger than cake. **All food must be thrown away. Only decorated cake dummies or creative decorated food sprayed with a preservative may be removed.**

LOT NUMBER:

1. A set of decorated cookies (2)
 2. A set of decorated cupcakes, (2) judged on decorations.
 3. *Decorated cake (baked cake) commercial molded pan, judged on decoration only.*
 4. *Decorated cake (facsimile) commercial molded pan, judged on decoration only.*
 5. Decorated cake (*baked cake*) judged on decoration only (your own design).
 6. *Decorated cake (facsimile) judged on decoration only (your own design).*
 7. Creative decorated food (lg. Gingerbread house, sugar molding). Describe how work was done on a 3x5 card. Judged on decoration.
- Champion each class (S & T) Ribbon

CLASS U - NON-TIP/TOOL Grades 3-6
CLASS V - NON-TIP/TOOL Grades 7-13

REGULATIONS: Decoration without use of cake decorating tips and tools. Base of cake should be no more than 1" larger than cake. All food must be thrown away. Only decorated cake dummies or creative decorated food sprayed with a preservative may be removed.

LOT NUMBER:

1. A set of decorated cookies (2)
 2. A set of decorated cupcakes, (2) judged on decorations.
 3. Decorated cake (*baked cake*) commercial molded pan, judged on decoration only.
 4. *Decorated cake (facsimile) commercial molded pan, judged on decoration only.*
 5. *Decorated cake (baked cake) judged on decoration only (your own design).*
 6. *Decorated cake (facsimile) judged on decoration only (your own design).*
- Champion each class (U & V) Ribbon

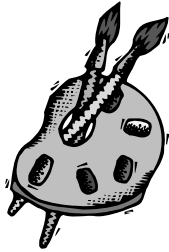
**CLASS W - HORSE DRAWING AND PAINTING
(20301-20314)**

REGULATIONS: All works are to be original works of the exhibitor and relate to the horse and pony project. Judged with Cultural Arts – see judging schedule for time

and place. Exhibitor must be enrolled in the Horse and Pony project or Horseless Horse project. **Refer to the State 4-H Horse Handbook or the Extension Office for the current State 4-H guidelines.**

LOT NUMBER:

1. Horse Drawing or Painting (Grades 3-5)
 2. Horse Drawing or Painting (Grades 6-8)
 3. Horse Drawing or Painting (Grades 9-13)
- Champion Ribbon



**CLASS X - DOG DRAWING AND PAINTING
(20701-20703)**

REGULATIONS: All works are to be original works of the exhibitor and relate to the dog project. Judged with Cultural Arts – see judging schedule for time and place. Exhibitor must be enrolled in the Dog project, Canine Management project or Leader Dog for the Blind project. **Refer to the State 4-H Dog Handbook or the Extension Office for the current State 4-H guidelines.**

LOT NUMBER:

1. Dog Drawing or Painting (Grades 3-5)
 2. Dog Drawing or Painting (Grades 6-8)
 3. Dog Drawing or Painting (Grades 9-13)
- Champion Ribbon

Grand Champion Cultural Arts Class E & H..... Ribbon
Grand Champion Cultural Arts Class M & N Ribbon
Grand Champion Cultural Arts All Remaining
Classes..... Ribbon

FOLK ARTS (30401)
 See Dept. 34J Class F



**DEPARTMENT 20J
PHOTOGRAPHY – JUNIOR FAIR**

Superintendents -
 Kathy Geraets - 639-4372
 Anna Crownhart - 639-4311
(GS = Photography)

CHECK-IN/JUDGING: Please check the judging schedule in the front of this book for check-in time and judging time.

REGULATIONS:

1. Enter only the class you are enrolled in.
2. A member may exhibit no more than **six** entries.
3. All photographs must have been taken after entry day of preceding fair.
4. Exhibits must have lot number and description written on the top front of the tagboard. (Example: Class A, lot 3, four pictures of different subject).
5. Pictures **must not** have individual captions unless required for that lot number.
6. Photographs must be securely mounted with rubber cement or durable adhesive. Corner mounts will not be allowed. **Do not** use rolled tape as photos fall off.
7. Matting and/or framing will be allowed only on photographs for those lots as indicated.
8. No borders, outlining, or decorating of photo or tagboard allowed.
9. All photographs must be standard size (3-1/2"x5" or 4"x6") unless otherwise stated in lot description.
10. All exhibits must be mounted on **white tagboard 14"x14"**, except matted & framed lots.
11. Prints from the same negative, slide, or digital image cannot be used in more than one lot.
12. Prints larger than 8"x10" will not be allowed in any class/lot.
13. Entry tags must be placed on the upper right hand corner of the exhibit, even with the edge of the tag board.
14. Photos cannot be computer altered. **Only cropping and adjusting of exposure is allowed.**

Note: It is recommended that electronic photo dating on the camera be turned off for fair photos. All entries may be film or digital.

IF ABOVE REGULATIONS ARE NOT FOLLOWED, ENTRY WILL DROP ONE COLOR RIBBON.

Blue...\$2.00 Red...\$1.75 White...\$1.50 Pink...\$1.25



CLASS A - PHOTOGRAPHY 1 (30001) Grades 3-5

LOT NUMBER:

1. Four pictures of people (color)
2. Four pictures of animals (color)
3. Four pictures of different subjects (one each of building, people, animal/bird and scenery) (color).
4. Two pictures of different subjects, one showing good horizontal composition, one showing good vertical composition. (color)

5. Two pictures using special effects or trick photography. Explain techniques used next to the photograph. (color)
6. One enlargement of building(s), 5"x7" through 8"x10" (color, B&W or *sepia*)
7. One enlargement of animal(s), 5"x7" through 8"x10" (color, B&W or *sepia*)
8. One enlargement of nature, 5"x7" through 8"x10" (color, B&W or *sepia*)
9. One enlargement of person/people, 5"x7" through 8"x10" (color, B&W or *sepia*)
10. One close-up, 5"x7" through 8"x10" (color, B&W or *sepia*)
11. One picture Best Work, matted and framed, 5"x7" through 8"x10" (color, B&W or *sepia*)
12. *One still-life enlargement, 5"x7" through 8"x10" (color, B&W or sepia)*
Champion Ribbon

CLASS B - PHOTOGRAPHY 2 (30002) Grades 6-8

LOT NUMBER:

1. Sequence of four pictures, any subject (color)
2. Four pictures of animals (color)
3. Four pictures of scenery (color)
4. Four pictures of people (color)
5. Four pictures of different subjects (one each of building, people, animal/bird and scenery) (color)
6. Three pictures of same subject matter with 3 different lightings. Explain each lighting technique next to the photograph (color)
7. Two pictures using special effects or trick photography. Explain technique used next to photograph (color)
8. One enlargement of building(s), 5"x7" through 8"x10" (color, B&W or *sepia*)
9. One enlargement of animal(s), 5"x7" through 8"x10" (color, B&W or *sepia*)
10. One enlargement of nature, 5"x7" through 8"x10" (color, B&W or *sepia*)
11. One enlargement of person/people, 5"x7" through 8"x10" (color, B&W or *sepia*)
12. One enlargement of special occasion, 5"x7" through 8"x10" (color, B&W or *sepia*)
13. One close-up, 5"x7" through 8"x10" (color, B&W or *sepia*)
14. One picture Best Work, matted and framed, 5"x7" through 8"x10" (color, B&W or *sepia*)
15. *One still-life enlargement, 5"x7" through 8"x10" (color, B&W or sepia)*
Champion Ribbon

CLASS C - PHOTOGRAPHY 3 (30003) Grades 9-13

LOT NUMBER:

1. Sequence four of pictures, any subject (color)
2. Four pictures of animals (color)
3. Four pictures of scenery (color)
4. Four pictures of people (color)

5. Four pictures showing texture (color)
6. Four pictures of different subjects (one each of building, people, animal/bird, and scenery) (color)
7. Three pictures of same subject matter with 3 different lightings. Explain each lighting technique next to the photograph. (color)
8. Two pictures using special effects or trick photography. Explain technique used next to photograph. (color)
9. One enlargement of building(s), 5"x7" through 8"x10" (color, B&W or *sepia*)
10. One enlargement of animal(s), 5"x7" through 8"x10" (color, B&W or *sepia*)
11. One enlargement of nature, 5"x7" through 8"x10" (color, B&W or *sepia*)
12. One enlargement of person/people, 5"x7" through 8"x10" (color, B&W or *sepia*)
13. One enlargement of special occasion, 5"x7" through 8"x10" (color, B&W or *sepia*)
14. One close-up, 5"x7" through 8"x10" (color, B&W or *sepia*)
15. One picture of Best Work, matted and framed, 5"x7" through 8"x10" (color, B&W or *sepia*)
16. *One still-life enlargement, 5"x7" through 8"x10" (color, B&W or sepia)*
Champion Ribbon

CLASS D - VIDEOGRAPHY (30005)

LOT NUMBER:

1. Diagram of video camera; include description of any special feature.
2. Short program 3-5 minutes (VHS or DVD)
3. Any other exhibit.
Champion Ribbon

ANIMAL PROJECT PHOTOGRAPHY

Entries *must* follow the photography regulations. All pictures **MUST** contain livestock scenes, *same species*.

Open to anyone enrolled in Dairy (20201-20203), Beef (20101-20106), Swine (20401-20406), Sheep (20601-20606), Goats (20151-20153), Poultry (20501-20507), Rabbits (20751-20753), Cavies (20861), Small Animals (20911), Llamas (20391-20393) and Cats (20651-20653).

CLASS E – ANIMAL PROJECT 1 (ALL SAME SPECIES)

CLASS F – ANIMAL PROJECT 2 (ALL SAME SPECIES, MUST BE DIFFERENT THAN CLASS E)

LOT NUMBER:

Grades 3-5

1. Four pictures related to *same species*
2. Single photo any size, through 8"x 10"

Grades 6-8

3. Four pictures related to *same species*

- 4. Single photo any size, through 8" x 10"
- Grades 9-13**
- 5. Four pictures related to *same species*
 - 6. Single photo any size, through 8" x 10"
Champion in each class (E & F)..... Ribbon

Reserve Grand Champion Photography..... Ribbon
 Grand Champion Photography Ribbon

PLEASE NOTE:
 Enter Horse Project Photos in Dept. 6J Class N
 Enter Dog Project Photos in Dept. 9J Class E

Both Horse and Dog follow separate project regulations.
 Check-in at Jr. Fair Office in the Seyforth building NOT
 with Photography check-in.

- 3. Original computer animation.
- 4. Original combination of computer graphic images.
- 5. Any other computer graphic image.
Champion Ribbon

CLASS B – COMPUTER HARDWARE

- LOT NUMBER
- 1. Computer components.
 - 2. Computer technology.
 - 3. Automation and manufacturing.
 - 4. Any other physical computer equipment.
Champion Ribbon

CLASS C – COMPUTER SOFTWARE

- LOT NUMBER
- 1. Computer languages.
 - 2. Original computer program.
 - 3. Original computer system (multiple programs).
 - 4. Any other computer software program(s).
Champion Ribbon

CLASS D – INTERNET

- LOT NUMBER
- 1. Network technology.
 - 2. Computer systems (hardware & software).
 - 3. WWW (web) page(s).
 - 4. Any other computer network or multi-computer system includes both interactive and automated systems.
Champion Ribbon

Grand Champion Computer..... Ribbon

.....

DEPARTMENT 21J
COMPUTERS – JUNIOR FAIR
 (30801-30803)
 Superintendent - Troy Klecker - 577-1202

(GS = Computers in Everyday Life, Exploring the Net, Graphic Communications)

CHECK-IN/JUDGING: Judging will be held prior to Fair at the Computer Revue. Exhibitor will be notified as to judging time and location.

REGULATIONS:

- 1. The use of a three-dimensional display is highly recommended. A three dimensional display may not exceed a center section of 12" wide by 22" high with left and right wings each not more than 8" wide by 22" high. Exhibits that include hardware may be larger. A flat poster may not exceed 14" by 22".
- 2. Reports and written summaries should be bound in a booklet or placed in a folder; if the report pages are not bound, they must be numbered.
- 3. Exhibitors are responsible for safety and setup of their computer including any wires cords, or heavy components. Use of a computer will not replace any existing requirements of the project. Emphasis will still be on documentation, screen print and summary.
- 4. Judging is based 50% on the exhibit and 50% on the exhibitor's knowledge.

Blue....\$2.00 Red....\$1.75 White....\$1.50 Pink....\$1.25

CLASS A – GRAPHICS

- LOT NUMBER
- 1. Original computer generated graphic.
 - 2. Enhanced photographic image.

.....

DEPARTMENT 22J
WOODWORKING - JUNIOR FAIR
 (50801-50804)
 Superintendent - Troy Klecker - 577-1202

(GS = Architecture and Environmental Design, Home Improvement, Toy maker, Puzzlers)

CHECK-IN/JUDGING: Please check the judging schedule in the front of this book for check-in & judging times.

REGULATIONS:

- Articles to be eligible for entry must have been made after Sept. 1 of preceding year.
- All articles are to be finished according to their intended use.

- The quality of the finish will be considered as a part of the workmanship in the evaluation and judging.
- Any work previously shown will be disqualified.
- Members may exhibit 6 articles from the project in which they are enrolled.
- Exhibit shall not be the result of class work except where indicated.

CLASS A – WOODWORKING (50801)

Blue...\$1.75 Red...1.50 White...\$1.25 Pink...\$1.00

LOT NUMBER:

1. A toy or homemade game
 2. An article for use in the home
 3. An article for use in kitchen or living room
 4. An article for use in farm or home workshop
 5. An article for use out-of-doors
 6. An article for use in storage
 7. Useful article made from a kit
 8. An article of creative design from wood or wood and other materials
 9. An article made in Industrial Arts, Vocational Agriculture Class, or Shop as part of class work and for a class grade or extra credit
- Champion Ribbon

CLASS B - WOODWORKING (50802)

Blue...\$2.00 Red...\$1.75 White...\$1.50 Pink...\$1.25

LOT NUMBER:

1. A toy or homemade game
 2. An article for use in the home
 3. An article for use in kitchen or living room
 4. An article for use in farm or home workshop
 5. An article for use out-of-doors
 6. An article for use in storage
 7. Useful article made from a kit
 8. An article of creative design from wood or wood and other materials
 9. An article made in Industrial Arts, Vocational Agriculture Class, or Shop as part of class work and for a class grade or extra credit
- Champion Ribbon

CLASS C – WOODWORKING (50803)

Blue...\$2.25 Red...\$2.00 White...\$1.75 Pink...\$1.50

LOT NUMBER:

1. A toy or homemade game
2. An article for use in the home
3. An article for use in kitchen or living room
4. An article of furniture or cabinet making
5. An article for use in some building other than the home
6. An article of farm carpentry
7. An article for use out-of-doors

8. An article for use in storage
 9. An article of creative design from wood or wood and other materials
 10. Repaired or refinished article (Explanation of work done from beginning to end)
 11. An article made in Industrial Arts, Vocational Agriculture Class, or Shop as part of class work and for a class grade or extra credit
- Champion..... Ribbon

CLASS D – WOODWORKING (50804)

Blue...\$2.50 Red...\$2.25 White...\$2.00 Pink...\$1.75

LOT NUMBER:

1. A toy or homemade game
 2. An article for use in the home
 3. An article for use in kitchen or living room
 4. An article of furniture or cabinet making
 5. An article for use in building other than the home
 6. An article of farm carpentry
 7. An article for use out-of-doors
 8. An article for use in storage
 9. An article of creative design from wood or wood and other materials
 10. Repaired or refinished article (Explanation of work done from beginning to end)
 11. An article made in Industrial Arts, Vocational Agriculture Class, or Shop as part of class work and for a class grade or extra credit
- Champion..... Ribbon

Grand Champion Woodworking..... Ribbon

CLASS E - SAWHORSE (20301-20314)

REGULATIONS: Open only to youth enrolled in Horse and Pony 20301-20303 and Horseless Horse 20306-20308. Members may exhibit one article only.

Blue...\$1.75 Red...1.50 White...\$1.25 Pink...\$1.00

LOT NUMBER:

Grades 3-8

1. Boot slip
2. Horse cut out puzzle
3. Bridle rack
4. Step stool for grooming
5. Small tack box
6. Any other horse related item

Grades 9-13

7. Hat rack
 8. Saddle rack
 9. Tack box, large
 10. Rocking horse
 11. Item refinished or made from a kit
 12. Any other horse related item
- Champion..... Ribbon



**DEPARTMENT 24J
MECHANICAL PROJECTS - JUNIOR
FAIR**

Superintendents -
Mechanical - *Peter Martin - 425-2294*
Tractor - *Jordan Liethen - 781-7107*

(GS = Aerospace)

CHECK-IN/JUDGING: Please check the judging schedule in the front of this book for check-in time and judging time.

REGULATIONS: Members may take 6 items from the projects they are enrolled in.

CLASS A – SCALE MODELS PROJECT (50601)

REGULATIONS: Model should not be mounted. Small exhibits can be brought on a mount but not to be permanent. Members may exhibit only six articles.

Blue....\$1.75 Red....\$1.50 White....\$1.25 Pink....\$1.00

LOT NUMBER:

Grades 3-6 (Made from a kit)

1. Car - Plastic only
2. Ship - Plastic only
3. Truck - Plastic only
4. Model made from wood
5. Model made from metal
6. Set up any scale, 4x4 model railroad set that runs.
7. Any other model except for plane and all of the above-plastic only
Champion Ribbon

Grades 7-9 (Made from a kit)

8. Car - Plastic only
9. Ship -Plastic only
10. Truck - Plastic only
11. Model made from wood
12. Model made from metal
13. Set up any scale, 4x4 model railroad that runs.
14. Any other model except for plane and all of the above-plastic only
Champion Ribbon

Grades 10-13 (Made from a kit)

15. Car - Plastic only
16. Ship - Plastic only
17. Truck - Plastic only
18. Model made from wood
19. Model made from metal
20. Set up 4x4 model railroad has to run, any scale

21. Any other model except for plane and all of the above plastic only
Champion Ribbon

Original Design: Not made from a kit

ALL GRADES

22. Car
23. Ship
24. Truck
25. Model made from wood
26. Model made from metal
27. Any other model except for plane and all of the above Champion Ribbon



CLASS B - LEGOS (50421)

REGULATIONS: Total display area cannot exceed 22" x 28".

Blue....\$1.75 Red....\$1.50 White....\$1.25 Pink....\$1.00

LOT NUMBER:

Grades 3-6

1. LEGO display from a kit
2. LEGO display, original design, not from a kit
3. Poster about the LEGO project
4. Any other building material
Champion Ribbon

Grades 7-13

5. LEGO display from a kit
6. LEGO display, original design, not from a kit
7. Poster about the LEGO project
8. Any other building material
Champion Ribbon

AEROSPACE PROJECT

Blue....\$2.00 Red....\$1.75 White....\$1.50 Pink....\$1.25

**CLASS C – MODEL AIRPLANES AND KITES
(50001-50004)**

LOT NUMBER:

1. Helicopter
2. Jet
3. Bomber
4. Small model of homemade airplane made with no kit, but with balsa wood, paper, cardboard, etc., not made to fly
5. Small model of homemade airplane made with no kit, but with balsa wood, paper, cardboard, etc., made to fly
6. Poster on basic airplanes
7. Poster on basic aerospace safety
8. Poster on airplanes showing types, principles, parts and functions
9. Any other aerospace exhibit

10. Poster on history of flight
11. Chart on instrument, navigation, weather charts, regulations, or safety. Identify and explain
12. Scrapbook on any phase of flying
13. A poster showing a comparison of birds and airplanes
14. Homemade diamond kite
15. Homemade Fighter kite
16. Homemade flat-style kite
17. Any other flying or kite exhibit
Champion Ribbon

CLASS D – AEROSPACE 1 (50001)
CLASS E – AEROSPACE 2 (50002)

REGULATIONS: Members may take up to 4 rockets in the construction entry categories and up to 2 entries in the rocket launch.

CONSTRUCTION

There should be no engines in the rockets while on display.
LOT NUMBER:

1. Small model of a rocket with balsa fins
2. Small model of a rocket with plastic or fiber fins
3. Small model of a rocket made from your original design not from a kit
4. Exhibit of basic parts of a rocket and their functions
5. Exhibit of **HOMEMADE** safe rocket launch pad assembled by exhibitor
6. Any other rocket exhibit
Champion Ribbon

CLASS F – AEROSPACE 3 & 4 (50003-50004)

LOT NUMBER:

1. Small model of a rocket with balsa fins
2. Small model of a rocket with plastic or fiber fins
3. Small model of a rocket made from your original design not from a kit
4. Rocket over 5 ft. balsa fins, emphasis on building skill
5. Rocket over 5 ft. plastic or fiber fins, emphasis on building skill
6. Exhibit of basic parts of a rocket and their functions
7. Exhibit of a **HOMEMADE** rocket launch pad assembled by exhibitor
8. Any other rocket exhibit
Champion Ribbon

CLASS G – BICYCLING (50201-50203, 60104)
All posters 14"x22"

Blue...\$2.00 Red...\$1.75 White...\$1.50 Pink...\$1.25

LOT NUMBER:

1. Poster of traffic control signs
2. Study of types of bicycles past or present
3. Poster showing one or more safety hazards and corrective measures
4. Poster of proper care, maintenance and use of bicycles

5. Scrapbook on how your bike works and how to care and maintain it
6. Poster showing different kinds of bicycles
7. Poster naming parts of bicycle
8. Poster showing safety gear
9. Poster or display on any other phase of bicycle project
Champion..... Ribbon

CLASS H - SMALL ENGINES 1 (50501)

Blue...\$1.75 Red...\$1.50 White...\$1.25 Pink...\$1.00

LOT NUMBER:

1. Panel exhibit of small engine parts with identification of parts
2. Display showing safety labels
3. Exhibit or display on spark plug maintenance
4. Exhibit or display on air cleaners
5. Any other exhibit
Champion Ribbon

CLASS I – SMALL ENGINES 2 (50502)

Blue...\$2.00 Red...\$1.75 White...\$1.50 Pink...\$1.25

LOT NUMBER:

1. Exhibit or display on internal engine parts
2. Exhibit or display on tools for working with small engines
3. Exhibit or display on engine compression
4. Exhibit or display on a carburetor
5. Any other exhibit
Champion..... Ribbon

CLASS J – SMALL ENGINES 3 (50503)

Blue...\$2.00 Red...\$1.75 White...\$1.50 Pink...\$1.25

LOT NUMBER:

1. Exhibit or display on diagnostic tools
2. Exhibit or display on gasoline and governors
3. Panel exhibit showing diagram of: Ignition system or fuel system, or lubrication system. Actual parts may be used.
4. Exhibit or display on engine pollution levels
5. Any other exhibit
Champion..... Ribbon

CLASS K – ROBOTICS (50381-50382)

Blue...\$2.00 Red...\$1.75 White...\$1.50 Pink...\$1.25

LOT NUMBER:

Grades 3-8

1. Basic LEGO tankbot that I designed and built
2. Poster: differences among machines, computers & robots
3. Poster: parts of and RCX (robot's brain)
4. Program: tankbot goes forward for 4 seconds

5. Program: tankbot turns left 3 different ways
6. Program: tankbot stops, using a touch sensor
7. Program: tankbot stops, using a light sensor
8. Program: tankbot goes forward for 4 seconds without using wait-for icon
9. Program: tankbot stops, using both touch & light sensors
10. Any other robotic exhibit

Grades 9-13

11. Robot that I designed and built
12. Program: robot goes forward & backward
13. Program: robot determines distance, using rotational sensor
14. Poster: types of gears
15. Robotic gripper that I built
16. Any other robotic exhibit
Champion Ribbon

CLASS L – GEOSPATIAL (50371-50373)

Blue....\$2.00 Red....\$1.75 White....\$1.50 Pink....\$1.25

LOT NUMBER:

1. Display: essential geographical data on my house
2. Poster: types of geographical tools
3. Poster: uses of geographical tools
4. Poster: coordinate-grid reference system
5. Display: types and uses of maps
6. Map of my neighborhood with list of features
7. Poster: differences between geographic and geospatial data
8. Display: differences between population and road maps
9. Display: pros and cons of geospatial tools
10. Poster: comparison of thematic and general purpose maps
11. Display: map of my favorite place
12. Poster: why some G2 data is hard to collect
13. Exhibit: how to solve a community problem using G2 data
14. Display: map of my community with several data layers
Champion Ribbon

CLASS M – AUTOMOTIVE (50101-50103)

Blue....\$2.00 Red....\$1.75 White....\$1.50 Pink....\$1.25

LOT NUMBER:

1. Illustrated poster showing proper car care procedures
2. Poster of types of signs, signals and markings in Wisconsin.
3. Scrapbook of automotive repair work
4. Illustrated poster describing “what to look for in buying a used car”
5. Exhibit of worn vs. safe fan belts
6. Display or drawing of the following items:
 - a) carburetor systems

- b) ignition systems
- c) four-stroke motor
- d) cooling system
7. Any other educational exhibit
Champion Ribbon

CLASS N – SNOWMOBILING (50901)

Blue....\$1.75 Red....\$1.50 White....\$1.25 Pink....\$1.00

LOT NUMBER:

1. Display of survival kit items
2. Poster emphasizing safety, laws, responsibilities
3. Poster emphasizing care and maintenance
4. Poster emphasizing special activities for groups
5. Display board exhibit of snowmobile parts with identification
6. Any other exhibit
Champion Ribbon

CLASS O – OFF-HIGHWAY VEHICLES (50951)

Blue....\$1.75 Red....\$1.50 White....\$1.25 Pink....\$1.00

LOT NUMBER:

1. Poster or display showing safety procedures to be observed while operating an OHV.
2. Poster emphasizing care and maintenance.
3. Poster emphasizing safety, laws, responsibilities
4. Display board exhibit of OHV parts with identification
5. Any other exhibit
Champion Ribbon

ROCKET LAUNCHES & MODEL AIRPLANE FLIGHT (50001-50004)

Superintendent - Jerome Rodewald - 425-0228

JUDGING: 9:00 A.M., Sunday in Grandstand.

JUDGING CRITERIA - 50 pt total: launch safety - 10 pts, flight stability - 10 pts, engine selection - 10 pts, recovery systems operation - 10 pts, recovery accuracy – 10 pts.

Blue....\$2.00 Red....\$1.75 White....\$1.50 Pink....\$1.25

CLASS P – ACCURACY LAUNCH

LOT NUMBER

Grades 3-6

1. Parachute
2. Streamers
3. Tumbler or glider
4. Gas engine or battery operated model airplane-must fly - will be judged on accuracy flight.

Grades 7-13

5. Parachute

6. Streamers
7. Tumbler or glider
8. Gas engine or battery operated model airplane-must fly- will be judged on accuracy flight.
Champion Ribbon

CLASS Q - PARACHUTE DURATION LAUNCH

Any single stage rocket, A8 engine only, modification of parachute allowed. Rocket must remain intact from launch to landing.

LOT NUMBER:

1. Grades 3-6
2. Grades 7-13
Champion Ribbon

**CLASS R - TRACTOR PROJECT 4-H & FFA
(50701-50704)**

Blue...\$2.50 Red...\$2.25 White...\$2.00 Pink...\$1.50

LOT NUMBER:

1. Diagram of an instrument panel of a tractor
2. Exhibit explaining maintenance of a tractor
3. Exhibit explaining what makes the engine run
4. Exhibit outlining safety precautions of dealing with tractors
5. Cut away view diagram of a four-cycle engine
6. Exhibit explaining battery service and functions
7. Exhibit explaining lubrication
8. Diagram of cooling system
9. Exhibit outlining safety precautions
10. Exhibit relating to care of tires
11. An exhibit showing potential hazards on the highway
12. Exhibit of PTO & hydraulic controls
13. Diagram of braking systems
14. Exhibit of records and ownership costs
15. Exhibit relating to winter care
16. Exhibit outlining farm machinery management
17. Exhibit relating to soil conservation practices and machinery
18. Any other project display
Champion Ribbon



**CLASS S - TRACTOR OPERATOR CONTEST
RIBBON ONLY**

Exhibitor will be notified as to judging time and location.

LOT NUMBER:

1. Tractor operator's contest - Senior, age 14 and up
2. Tractor operator's contest - Junior, age under 14
Champion Ribbon

Grand Champion Mechanical Sciences Ribbon



**DEPARTMENT 25J
FOODS AND NUTRITION - JUNIOR FAIR**
Superintendent - Terri Pearson - 425-9488

**(GS = The Food Connection, Creative Cooking,
Connect Key)**

CHECK-IN/JUDGING: Please check the judging schedule in the front of this book for check-in and judging times. When entering, place items on a small paper plate and put in a zip type plastic bag. Staple entry tag to outside bottom corner of bag.

REGULATIONS:

- All exhibits must be prepared completely by the person exhibiting.
- You may not share a batch or part of a product with another person or both of you will be disqualified.
- No food products will be accepted if baked in paper containers.
- Pastry shells are to be baked in a recyclable aluminum pie plate.
- Angel food, sponge and chiffon cakes are to be baked in a tube pan.
- BRING FOODS ON SMALL PAPER PLATE AND PUT IN A ZIP TYPE PLASTIC BAG.
- **No nuts, chips or raisins added to recipe unless specified in fairbook description.**
- No topping or frosting on baked goods unless stated in description.
- **Perishable food products including dehydrated foods will not be returned to exhibitor.**
- All food must be made from a recipe, NOT A MIX.
- No limit to number of entries.
- Lot numbers that require additional information must have a card stapled to plate (i.e. Class A, #13 snack requests a 3x5 card with information) or will be dropped one placing.
- Quick breads are to be baked in a **full size** loaf pan.

Blue...\$1.75 Red...\$1.50 White...\$1.25 Pink...\$1.00

CLASS A - FOODS 1 (40401)

LOT NUMBER:

1. Peanut butter cookies (2)
2. Oatmeal raisin cookies (2)
3. No roll sugar cookies (2)
4. Chocolate chip bars (2)
5. Chocolate brownies (2)
6. Chocolate cake, 3" square cut from corner
7. White cake, 3" square cut from corner
8. Blueberry muffins (2)
9. Banana Nut bread 1/3 loaf, cut from end
10. Candy, 2 pieces, *may use chip, nuts or raisins*

11. Microwave candy, 2 pieces
12. Educational poster teaching nutrition, food safety or food buymanship (14"x22")
13. Nutritious snack, one serving. DO NOT bring snacks that need refrigeration such as celery or other fruits or vegetables. Tell why it is nutritious, list nutrient or nutrients such as vitamins, minerals, protein, etc. that help it to be an important part of daily diet on a 3x5 card. Include recipe
Champion Ribbon

CLASS B - FOODS 2 (40402)

LOT NUMBER:

1. Peanut butter cookies (2)
2. Oatmeal Raisin cookies (2)
3. Rolled cutout sugar cookies (2)
4. Chocolate chip cookies (2)
5. Banana Nut bread 1/3 loaf, cut from end
6. Plain Muffins (2)
7. Rolled baking powder biscuits (2)
8. Chocolate Brownies (2)
9. Gingerbread, 3" square cut from corner
10. Quick coffee cake, 3" square cut from corner, may have streusel topping
11. White cake, 3" square cut from corner
12. Carrot cake, 3" square cut from corner
13. Chiffon cake, 4" wedge
14. Bundt cake, 4" wedge (include recipe, do not use a mix), no frostings or toppings of any kind
15. Candy, 2 pieces, *may use chips, nuts or raisins*
16. Microwave candy, 2 pieces
17. Educational poster teaching nutrition, food safety, or food buymanship (14"x22")
18. Nutritious snack, one serving. DO NOT bring snacks that need refrigeration such as celery or other fruits or vegetables. Tell why it is nutritious, list nutrient or nutrients such as vitamins, minerals, protein, etc. that help it to be an important part of daily diet on a 3x5 card. Include recipe.
Champion Ribbon

CLASS C - FOODS 3 (40403)

LOT NUMBER:

1. Pastry shell (less than 6" in diameter)
2. Refrigerator cookies (2)
3. Ginger snaps (2)
4. Spritz cookies (2)
5. Rolled, cut out sugar cookies (2)
6. Nationality cookies (2), pastry or 1/3 loaf bread (must include statement giving origin of recipe and nationality of food), may have traditional topping or frosting
7. Bars, other than brownies, may use chips, nuts or raisins (2) 2"x2" (include recipe)
8. Bran muffins (2)
9. Rolled baking powder biscuits (2)
10. Yeast dinner rolls (2)

11. Yeast bread, 1/3 loaf, cut from end
12. 1/3 loaf white bread, yeast, made in bread machine
13. 1/3 loaf any other bread, yeast, made in bread machine
14. Pumpkin bread, 1/3 loaf, cut from end
15. Zucchini Bread, 1/3 loaf, cut from end
16. Sponge cake, 4" wedge
17. Devils food cake, 3" square cut from corner
18. Applesauce cake, 3" square cut from corner
19. Bundt cake, 4" wedge (include recipe, do not use a mix), no frosting or topping of any kind
20. Candy, 2 pieces, *may use chips, nuts or raisins*
21. Microwave candy, 2 pieces
22. Special dietary item (ex. diabetic, gluten-free, etc.) – include recipe
23. Educational poster teaching nutrition, food safety, or food buymanship (14"x22").
24. Nutritious snack, one serving. DO NOT bring snacks that need refrigeration such as celery or other fruits or vegetables. Tell why it is nutritious, list nutrient or nutrients, vitamins, minerals, protein, etc. that help it to be an important part of daily diet on a 3x5 card. Include recipe
Champion Ribbon

CLASS D – FOOD 4 (40404)

LOT NUMBER:

1. Rolled, cut out sugar cookies (2)
2. Fancy cookies (2), may be frosted
3. Nationality cookies (2), pastry or 1/3 loaf bread (must include statement giving origin of recipe and nationality of food on 3x5 card), may have traditional topping or frosting
4. Bars, other than brownies, may use chips, nuts or raisins (2) 2"x2" (include recipe)
5. Fancy yeast rolls (2)
6. Cinnamon rolls (2) no frosting
7. Caramel rolls (2)
8. Yeast bread made with whole grain flour, 1/3 loaf cut from end
9. White yeast bread, 1/3 loaf cut from end
10. 1/3 loaf white bread, yeast made in bread machine
11. 1/3 loaf any other bread, yeast made in bread machine
12. Marble cake, 3" square cut from corner
13. Angel food cake, 4" wedge
14. Bundt cake, 4" wedge (include a recipe, do not use a mix), no frosting or topping of any kind
15. Fudge (3, one inch squares)
16. Pastry shell in aluminum pan (less than 6" in diameter)
17. Doughnuts - raised (2)
18. Rosettes, may have sugar on them (2)
19. Rolled baking powder biscuits (2)
20. Zucchini bread, 1/3 loaf, cut from end
21. Candy, 2 pieces, *may use chips, nuts or raisins*
22. Microwave candy, 2 pieces
23. Special dietary item (ex. diabetic, gluten-free, etc.) – include recipe
24. Educational poster teaching nutrition, food safety, or food buymanship (14"x22")

25. Nutritious snack, one serving. DO NOT bring snacks that need refrigeration such as celery or other fruits or vegetables. Tell why it is nutritious, list nutrient or nutrients, vitamins, minerals, protein, etc. that help it to be an important part of daily diet on a 3x5 card. Include recipe
 Champion Ribbon
 Grand Champion Foods & Nutrition..... Ribbon



FOOD PRESERVATION (40501)

CHECK-IN/JUDGING: Please check the judging schedule in the front of this book for check-in and judging times.

CANNING REGULATIONS:

- Processing instructions should come from current UW-Extension (<http://learningstore.uwex.edu/Food-Preservation-and-Safety-C60.aspx>), USDA (<http://foodsafety.psu.edu/canningguide.html>) websites, or most current *Ball Blue Book guidelines*.
- One jar for each exhibit.
- All food must have been preserved within the last year, since previous fair.
- All jars must be standard canning jars, those manufactured specifically for home canning.
- Jars must be clean, sealed and in excellent condition.
- **REMOVE ALL RINGS BEFORE ENTRY.**
- PARAFFIN SHOULD NOT BE USED ON ANY PRODUCT.
- Each exhibit must be canned entirely by the exhibitor. You will be disqualified if you share a batch with another person.

ALL ENTRIES MUST INCLUDE THE FOLLOWING INFORMATION ON A 3X5 CARD STAPLED TO THE ENTRY TAG OR IT WILL NOT BE JUDGED:

Class
 Name of Product
 Date Canned.....
 Literature source & Publication Date.....
 Method of Preparation Hot Pack Cold Pack ..
 Method of Processing:
 Boiling Water Bath Pressure Canner
 Style of Gauge Dial Weighted
 Pounds of Pressure.....
 Time of Processing.....
 Acid Added? yes no What Kind?.....
 NO OPEN KETTLE CANNING WILL BE ACCEPTED.
 ONLY APPROVED PROCESSING TIMES AND

PROCEDURES FROM YOUR CURRENT 4-H PROJECT LITERATURE WILL BE JUDGED.

CLASS E - CANNING (40501)

LOT NUMBER:

(Suggested Grades 3-6)

1. Apples, quartered or halved
2. Applesauce (hot pack)
3. Peaches
4. Pears
5. Cherries
6. Rhubarb
7. Red or black raspberries
8. Any other fruit or berries
9. Any berry jelly
10. Jelly, any other variety
11. Any berry jam
12. Jam, any other variety
13. Fruit butter
14. *Fruit syrup*
15. Preserves, any variety
16. Tomato juice
17. Tomatoes, crushed (hot pack)
18. Tomato sauce, salsa or chili sauce (no meat or meat products included) Include recipe on 3"x5" card.
19. Sauerkraut
20. Beet pickles
21. Bread and butter pickles
22. Dill pickles (non-fermented)
23. Sweet pickles
24. Any other pickled fruit or vegetable, label contents

(Suggested Grades 7-13)

25. Apples, quartered or halved
26. Applesauce (hot pack)
27. Peaches
28. Pears
29. Cherries
30. Rhubarb
31. Red or black raspberries
32. Any other fruit or berries
33. Any berry jelly
34. Jelly, any other variety
35. Any berry jam
36. Jam, any other variety
37. Fruit butter
38. *Fruit Syrup*
39. Preserves, any variety
40. Tomato juice
41. Tomatoes, crushed (hot pack)
42. Tomato sauce, salsa or chili sauce (no meat or meat products included) Include recipe on 3"x5" card.
43. Sauerkraut
44. Beet pickles
45. Bread and butter pickles
46. Dill pickles (non-fermented)
47. Sweet pickles
48. Any other pickled fruit or vegetable, label contents

- 49. Green beans, cut
- 50. Yellow wax beans, cut
- 51. Peas
- 52. Beets
- 53. Carrots
- 54. *Corn*
- 55. Any other vegetable, label contents
- 56. Canned meat
- 57. *Canned fish*
Champion Ribbon

DEHYDRATED FOOD REGULATIONS:

- All food must have been dehydrated within the last year.
- Exhibit ½ cup of dehydrated fruit or vegetable product and ¼ cup of dehydrated herb product in zip type plastic bag.
- Dehydrated foods will not be returned to exhibitor.
- Tape or staple the following information to the bag:

Class
 Name of Product
 Date dehydrated
 Pretreatment, if necessary (explain what was done and why).....
 Method of dehydration (solar is not recommended).....

CLASS F - DEHYDRATED FOOD (40501)

LOT NUMBER:
(Suggested Grades 3-6)

- 1. Apples
- 2. Bananas
- 3. Strawberries
- 4. Peaches
- 5. Fruit Leather (1 piece)
- 6. Other fruit
- 7. Onions
- 8. Peppers
- 9. Tomatoes
- 10. Other vegetable, label contents
- 11. Parsley
- 12. Other herb, label contents

(Suggested Grades 7-13)

- 13. Apples
- 14. Bananas
- 15. Strawberries
- 16. Peaches
- 17. Fruit leather (1 piece)
- 18. Other Fruit
- 19. Carrots
- 20. Onions
- 21. Peppers
- 22. Corn
- 23. Tomatoes
- 24. Other vegetable, label contents
- 25. Parsley
- 26. Other herb, label contents

- 27. Meat Jerky (2 pieces)
Champion Ribbon
- Grand Champion Food Preservation..... Ribbon

FOODS REVUE

JUDGING: Judging was held in April of exhibit year. Judging in the Foods Revue is based on the food, the menu, the table service and participants understanding of food preparation, time management, nutrition and cost.

REGULATIONS:

- **Foods revue participants:** If you entered the foods revue, you **must** enter this separately on your fair entry sheet.
- Class G, H, and I. Select one category, make a menu on a 3"x5" card and prepare one food from the menu.
- Write the complete recipe on a 3"x5" card. **Recipes must give specific amounts of ingredients (such as 3 cups chopped cabbage, NOT 1/2 small head of cabbage). Be sure to indicate the number of servings the recipe makes.**
- Prepare the table setting, centerpiece appropriate to the *menu/occasion*, and display completed food *along* with menu cards.
- The menu you choose should contain at least one-third of the nutrients needed daily.
- You can enter with one other person as a two-member team.

CLASS G - JUNIOR - GRADES 4-7
CLASS H - SENIOR - GRADES 8-13
CLASS I - TEAM (2 MEMBERS – GRADES 4-13)

Blue...\$3.00 Red...\$2.50 White...\$2.25 Pink...\$2.00

LOT NUMBER: (each participant may enter only one lot)

- 1. *Family Favorite*
- 2. *Special Occasion (Birthday, Shower, etc.)*
- 3. *Picnic or Pool Party*
- 4. *Sporting Event Party*
- 5. *International Food*
- 6. *Holiday Celebration*
- 7. *Any Other*
Champion in each class Ribbon

FOODS REVUE FOR EXPLORERS AND CLOVERBUDS

JUDGING: Was held in spring of exhibit year.

REGULATIONS:

- Select a snack that you have especially enjoyed preparing this year. You may find a recipe in a cookbook or any other source. Send a copy of this recipe to the Extension Office along with your entry blank.

- Practice preparing the recipe until you have a good product each time.
- Prepare one note card (3"x5") with the recipe and bring it the day of the show.
- The day of the show, prepare the food at home. *If facilities available, warming and final prep may be completed at Revue.*
- *Bring one serving on a plate or in a glass or other appropriate serving container.*
- *Cloverbuds may bring a table setting and/or centerpiece, but will not be judged on those items. Explorers should prepare a table setting and centerpiece appropriate to food item. These items will be part of the judging, but the main focus is on food and preparation.*
- *The judge will talk with you. Be prepared to explain to the judge how you prepared the food. Examples of questions you might be asked are: Which of the four food groups are included? In preparing this food item, what would you prepare first? Last? Does your food item need to be refrigerated to keep it safe?*

CLASS J – EXPLORERS

Blue....\$1.75 Red....\$1.50 White....\$1.25 Pink.\$1.00

LOT NUMBER: (each participant may enter only one lot)

1. Sandwich
2. *Soup/Stew*
3. *Salad – any type*
4. *Simple Entrée*
5. *Any Other*

CLASS K - CLOVERBUDS

Exhibits will be given participation ribbons.

LOT NUMBER:

1. Snack
2. *Sandwich*
3. *Soup/Stew*
4. *Salad – any type*
5. *Any Other*



**DEPARTMENT 26J
CLOTHING - JUNIOR FAIR**
Superintendent - Deb Davis - 262-5266
(GS = Fashion Design, Sew Simple)

CHECK-IN/JUDGING: Please check the judging schedule in the front of this book for check-in and judging times. Bring exhibits to the Seyforth Building on a hanger appropriate for hanging the particular clothing article.

REGULATIONS: Members may exhibit only in the class designated by years of experience. No limit to entries.

- ALL articles should be made for self unless otherwise specified. **Woven fabrics require a seam finish.** Garments made partially or totally on serger machine must be entered only in serger classes.
- ALL exhibits (other than buymanship or good grooming) must include a 3"x5" card with the following information: Fiber content, intended use, type of interfacing used, preparation of fabric and notions, pattern company, pattern number, **and care instructions.**
- Clothing Revue participants, see Class H, I, and J. If you entered the clothing revue, you **must** enter this separately on your fair entry sheet.



CLASS A – CLOTHING 1 (40201)

Beginning – One year of experience

Blue....\$1.75 Red....\$1.50 White....\$1.25 Pink...\$1.00

LOT NUMBER:

1. Any "Quick Projects to Do" article from "Sew Quick" or "Sew Quick II"
 2. Simple article for self to wear (lounging slippers, waist pouch, apron, etc.)
 3. Article demonstrating mastery of simple sewing techniques, may use serger
 4. Simple accessory for self, may use serger (hair ruffle, pencil case, etc.)
 5. Simple skirt
 6. Simple skirt sewn on serger
 7. Simple blouse, smock, halter or shirt
 8. Simple blouse, smock, halter or shirt sewn on serger
 9. Simple vest
 10. Simple vest sewn on serger
 11. Sleepwear
 12. Sleepwear on serger
 13. Loungewear or robe
 14. Loungewear or robe sewn on serger
 15. Sweatshirt
 16. Sweatshirt sewn on serger
 17. Dress or jumper
 18. Dress or jumper sewn on serger
 19. Shorts, slacks or culottes
 20. Shorts, slacks or culottes sewn on serger
 21. Sportswear
 22. Sportswear sewn on serger
 23. Any other outfit not listed above
 24. Any other outfit sewn on serger not listed above
- Champion Ribbon

CLASS B – CLOTHING 2 (40202)

2-3 years of experience

Blue....\$2.25 Red....\$2.00 White....\$1.75 Pink....\$1.50

LOT NUMBER:

1. Article of sleepwear
2. Article of sleepwear sewn on serger
3. Loungewear or robe
4. Loungewear or robe sewn on serger
5. Blouse or shirt
6. Blouse or shirt sewn on serger
7. Sweatshirt
8. Sweatshirt sewn on serger
9. Slacks or shorts
10. Slacks or shorts sewn on serger
11. Skirt
12. Skirt sewn on serger
13. Shorts or slacks and top
14. Shorts or slacks and top sewn on serger
15. Dress or jumper
16. Dress or jumper sewn on serger
17. Skirt and top
18. Skirt and top sewn on serger
19. Sportswear outfit
20. Sportswear outfit sewn on serger
21. Historical costume
22. Any other outfit not listed above
23. Any other outfit sewn on serger not listed above
24. Jacket or coat
Champion Ribbon

CLASS C - CLOTHING 3 (40203)

4-H or FHA youth with 4 or more years experience

Blue....\$3.00 Red....\$2.75 White....\$2.50 Pink....\$2.25

LOT NUMBER:

1. Article of sleepwear
2. Article of sleepwear sewn on serger
3. Swimwear
4. Swimwear sewn on serger
5. Robe or beach cover-up
6. Robe or beach cover-up sewn on serger
7. Blouse with skirt or jumper
8. Blouse with skirt or jumper sewn on serger
9. Sportswear
10. Sportswear sewn on serger
11. Garment for best wear (formal, party dress & etc.)
12. Garment for best wear sewn on serger (formal, party dress & etc.)
13. Garment for general wear
14. Garment for general wear sewn on serger
15. Recycled garment (completely recut and sewn from an old garment accompanied by description of what was done)
16. Recycled garment sewn on serger (completely recut and sewn from an old garment accompanied by description of what was done)

17. Garment for another individual
18. Garment for another individual sewn on serger
19. Outfit with original handicraft technique (embroidery, appliqué, tie-dye, quilting, etc. You MUST SEW the entire outfit.
20. Outfit with original handicraft technique sewn on serger. (embroidery, appliqué, tie-dye, quilting, etc.) You MUST SEW the entire outfit.
21. Suit with skirt or pants
22. Suit with skirt or pants sewn on serger
23. Coat or jacket
24. Coat or jacket sewn on serger
25. Historical costume
26. Recycled accessory (accompanied by description of what it was made from)
27. Recycled accessory sewn on serger (accompanied by description of what it was made from)
28. An exhibit in buymanship, wardrobe planning, or use of accessories (the exhibit should stress one idea and may be in the form of a poster, display, mobile or other type of exhibit)
Champion Ribbon

Grand Champion Clothing Class A-C Ribbon

Class D-F Premiums

Blue....\$2.25 Red....\$2.00 White....\$1.75 Pink....\$ 1.50

CLASS D – CONSUMER SAVVY 1 (40851)

The Consumer in Me

REGULATIONS: Lot #10 may enter their outfit or garment in the Style Revue. See Class J under Style Revue. Poster size 14"x22"

LOT NUMBER:

1. Any creative teaching ideas that were developed as a result of this project (skillathons, games, role plays, skits, samples, etc.)
2. Make your own body poster to demonstrate color and line concepts
3. Make a color wheel
4. Create a display/poster showing how clothing has evolved over time
5. Create or decorate bows, shoes and/or accessories
6. Make a list of what you can do with your own time and talents to create a special gift
7. Clothing first aid kit
8. Record a one month spending diary
9. Shirts or other item of clothing utilizing any other creative design techniques
10. Purchased Garment or Outfit for self (explain on 3x5 card, color choice, cost, care, use, versatility in wardrobe, and style or fit. Include a picture of self wearing garment or outfit)
Champion Ribbon

CLASS E – CONSUMER SAVVY 2 (40852)
Consumer Wise

REGULATIONS: Lot #10 may enter their outfit or garment in the Style Revue. See Class J under Style Revue. Poster size 14"x22"

LOT NUMBER:

1. Any creative teaching ideas that were developed as a result of this project (skillathons, games, role plays, skits, samples, etc.)
2. Poster describing your clothing "image" along with samples of outfits
3. Poster/display on consumer internet safety
4. Critique of "before" and "after" makeovers found in the media
5. Develop your own personal color chart
6. Develop a workout/exercise plan and monitor progress
7. Do research and background on clothing related careers
8. Analyze the advantages of cash vs. credit for specific clothing related items
9. Analyze the cost per wear of three different types of clothing
10. Purchased Garment or Outfit for self (explain on 3x5 card, color choice, cost, care, use, versatility in wardrobe, and style or fit. Include a picture of self wearing garment or outfit)
Champion Ribbon

CLASS F – CONSUMER SAVVY 3 (40853)
Consumer Roadmap

REGULATIONS: Lot #10 may enter their outfit or garment in the Style Revue. See Class J under Style Revue. Poster size 14"x22"

LOT NUMBER:

1. Any creative teaching ideas that were developed as a result of this project (skillathons, games, role plays, skits, samples, etc.)
2. Poster/Display comparing and contrasting U.S. economic system to another country's system.
3. Transcript of an interview with a small store owner about shoplifting.
4. Research how advertising affects consumer purchasing
5. Research about government agencies that help protect consumer rights
6. Use a comparison chart to gather information on possible types of summer employment
7. Write a proposal for a community service project you might do in your community
8. Poster/Display on the true cost of owning a car
9. Poster/Display identifying the cost of living on your own
10. Purchased Garment or Outfit for self (explain on 3x5 card, color choice, cost, care, use, versatility in

wardrobe, and style or fit. Include a picture of self wearing garment or outfit)
Champion Ribbon

CLASS G - CLOTHES HORSE (20381)

Judging will be done with Jr. Fair Clothing. Homemade articles to be worn or used by horse or/and rider. Can be sewn on serger or conventional machine.

Blue....\$2.25 Red....\$2.00 White....\$1.75 Pink....\$ 1.50

LOT NUMBER:

Grades 3-7

1. People clothing suitable to wear for horse project activities (slacks, shirt, etc.)
2. Horse blanket
3. Articles of wear for horse (saddlebag, cooling sheet, leg wraps, etc.)
4. Accessories for either people or horses (mitts, scarves, belts, boot bag, club banner, etc.)

Grades 8-13

5. People clothing suitable to wear for horse project activities (slacks, shirt, etc.)
6. Horse blanket
7. Articles of wear for horse (saddlebag, cooling sheet, leg wraps, etc.)
8. Accessories for either people or horses (mitts, scarves, belts, boot bag, club banner, etc.)
Champion Ribbon

CLOTHING REVUE (40201-40203, 40851-40853)
CLASSES – H, I, J

Looking Good members now eligible.

JUDGING: Entries in Class H and I will be judged on suitability of the garment to the individual, general appearance of the costume and accessories, fit and construction relating to appearance. Articles can be sewn on conventional or serger machine. Entries in Class J will be judged on color choice, cost, care, use, versatility in wardrobe, style and fit.

REGULATIONS: Each entry must be modeled in the Clothing Revue. A **garment** is considered 1 article of clothing (separates, such as a skirt, shorts, top, blouse, or jacket). An **outfit** must present a "total look" (such as a dress, suit, jumpsuit, skirt and top, coat, etc.). YOU MUST LIST EACH ENTRY FOR CLOTHING REVUE ON YOUR FAIR ENTRY SHEET. Articles modeled in the clothing Revue may also be exhibited in the Fair. To do so, they must be entered in classes A through F on your fair entry sheets.

Class H-J Premiums

Blue....\$3.00 Red....\$2.50 White....\$2.25 Pink...\$2.00

CLASS H - CLOTHING REVUE (40201-40203)

LOT NUMBER:

Grades 3-7

1. Constructed garment for self
2. Constructed outfit (total look) for self
3. Any other constructed outfit for self

CLASS I - CLOTHING REVUE (40201-40203)

LOT NUMBER:

Grades 8-13

1. Constructed garment for self (not eligible for state fair)
2. Constructed outfit for self
3. Any other constructed outfit for self
4. Constructed outfit for another individual

CLASS J - CLOTHING REVUE (40851-40853)

Open only to CONSUMER SAVVY project members

LOT NUMBER:


1. Garment purchased for self
2. Outfit purchased for self

Explain on a 3x5 card: color choice, cost, care, use, versatility in wardrobe, and style or fit.

Class J participants are not eligible for Junior or Senior Fashion Awards

AWARDS: Class H - Junior Fashion Award plus two Awards of excellence may be awarded at the discretion of the judge.

Class I - Two Senior Fashion Awards (State Fair trip winners) plus one award of Excellence (trip alternate) may be awarded at the discretion of the judge.



**DEPARTMENT 27J
KNITTING & CROCHETING
JUNIOR FAIR**

Superintendent - Rosalie Timm -778-4315

(GS = Textile Arts, Artistic Crafts, Folk Arts)

CHECK-IN/JUDGING: Please check the judging schedule in the front of this book for check-in time and judging time.

REGULATIONS: There are many commercial books containing patterns. Choose any one that you feel capable of handling; they need not be taken from the 4-H literature. No limit to number of entries.

CLASS A - KNITTING (40801)

Attach a 3x5 card with type of yarn, fiber and ply. This project is for hand knitting only.

Blue....\$2.00 Red....\$1.75 White....\$1.50 Pink....\$1.25

LOT NUMBER:

1. Knitted pot holder
2. Slippers
3. Hat or headband
4. Scarf
5. Two needle mittens
6. Four needle mittens
7. Baby afghan or lap robe
8. Pillow (indicate where it will be used)
9. Knitted doll
10. Any other small article

Blue....\$3.00 Red....\$2.50 White....\$2.00 Pink....\$1.50

11. Shawl or stole
 12. Sweater
 13. Vest
 14. Afghan
 15. Advanced garment
 16. Advanced article to use in the home (large afghan, etc.)
- Champion Ribbon

CLASS B - CROCHETING (40301)

On a 3x5 card, indicate type of yarn, fiber and ply.

Blue....\$2.00 Red....\$1.75 White....\$1.50 Pink....\$1.25

LOT NUMBER:

1. Crocheted doll
2. Simple hat or cap
3. Scarf
4. Slippers
5. Baby afghan or lap robe
6. Shawl or stole
7. Pillow (indicate where it will be used)
8. Pot holder, hot pad
9. Doily edging only
10. Christmas ornament
11. Pillow case set, edging only
12. Simple doily, less than 10 inches in diameter made of crochet thread
13. Any other simple crocheted article

Blue....\$3.00 Red....\$2.50 White....\$2.00 Pink....\$1.50

- 14. Vest
- 15. Sweater
- 16. Afghan
- 17. Doily 10 inches or greater in diameter made of crochet thread
- 18. Any other advanced crocheted article.

Champion Ribbon

Grand Champion Crocheting & Knitting..... Ribbon



DEPARTMENT 28J

HOME FURNISHINGS/ENVIRONMENT - JUNIOR FAIR (40701, 40211)

Superintendent - Helen Pittman -778-5906

(GS = Textile Arts, Home Improvement, Art in 3D)

CHECK-IN/JUDGING: Please check the judging schedule in the front of this book for check-in time and judging time.

REGULATIONS: All articles must have been made by exhibitor. **All entries must have a descriptive paragraph describing where and how the article will be used.** Please give specific details. No limit to number of entries. Any item intending to be hung, should be ready for hanging and include hangers.

**CLASS A - HOME ENVIRONMENT
Grades 3 - 5**

Blue....\$1.75 Red....\$1.50 White....\$1.25 Pink....\$1.00

LOT NUMBER:

- 1. Decorative pillow
- 2. Set of 4 placemats
- 3. Simple curtain on rod
- 4. Quilt
- 5. Creative wall hanging (fabric or yarn)
- 6. Wall plaque
- 7. Any other creative room accessory
- 8. Any other wall hanging
- 9. Small refinished or remodeled piece of furniture
- 10. Rug, not latch hook
- 11. Article in latch hook
- 12. Article in needlepoint
- 13. Candle wicking
- 14. Pillowcase or cases
- 15. Counted cross stitch
- 16. Plastic canvas needlepoint
- 17. Dusting mitt
- 18. Memory box
- 19. Bulletin board
- 20. Decorative wreath

- 21. Article made of recycled material, indicate what was done on a 3x5 card
- 22. Color wheel. Write a story to accompany your wheel and show which colors from your wheel are used in your room. Describe why you chose the colors you did.

- 23. Collage
 - 24. Finished wooden article
 - 25. Wastebasket
 - 26. Any other item not listed above
- Champion Ribbon

**CLASS B - HOME ENVIRONMENT
Grades 6 - 9**

Blue....\$2.00 Red....\$1.75 White....\$1.50 Pink....\$1.25

LOT NUMBER:

- 1. Desk set-Blotter pad, pencil holder and letter holder
 - 2. Pillow (no kits)
 - 3. Story of your room. Tell how you used color, line and shape and form to make the most of the space. You can use pictures.
 - 4. Set of 4 placemats (use creative shapes)
 - 5. Curtains for any room (on rod)
 - 6. Patchwork quilt
 - 7. Baby quilt
 - 8. Any other quilt or comforter
 - 9. Creative wall hanging (fabric)
 - 10. Any other wall hanging
 - 11. Message board to be used near telephone
 - 12. Any other creative room accessory
 - 13. Macramé
 - 14. Handmade rug (not hooked)
 - 15. Refinished or remodeled small piece of furniture, include before picture and tell what you did
 - 16. Large refinished or remodeled piece of furniture
 - 17. Article in latch hook
 - 18. Article in needlepoint
 - 19. Counted cross stitch
 - 20. Candle wicking
 - 21. Pillowcase or cases
 - 22. Plastic canvas needlepoint
 - 23. Bulletin board
 - 24. Decorative wreath
 - 25. Article made of recycled material, indicate what was done on a 3x5 card
 - 26. Any other item not listed above
- Champion Ribbon

**CLASS C - HOME ENVIRONMENT
Grades 10 - 13**


Blue....\$2.50 Red....\$2.25 White....\$2.00 Pink....\$1.75

LOT NUMBER:

- 1. Exhibit showing how you used the principles of design to finish a room. Use examples of materials and pictures.

2. Show before and after pictures of how you restored a piece of furniture by cleaning and or conditioning (do not enter refinished pieces).
 3. Decorative pillow (woven stitchery or quilted)
 4. Quilt or comforter
 5. Curtains or draperies for any room (on rod)
 6. Baby quilt
 7. Creative wall hanging (fabric)
 8. Creative wall plaque
 9. Other creative accessory
 10. Small refinished or remodeled piece of furniture, include before picture and tell what you did.
 11. Large refinished or remodeled piece of furniture, include before picture and tell what you did.
 12. Macramé item
 13. Article in latch hook
 14. Article in needlepoint
 15. Rug
 16. Counted cross stitch
 17. Candle wicking
 18. Pillowcase or cases or shams
 19. Plastic canvas needlepoint
 20. Bulletin board
 21. Decorative wreath
 22. Article made of recycled material, indicate what was done on a 3x5 card
 23. Any other item not listed above
- Champion Ribbon

Grand Champion Home Furnishings/Environment Ribbon



DEPARTMENT 29J
CHILD DEVELOPMENT - JUNIOR FAIR

Superintendent - Fran O'Connell - 651-212-6051

(GS = Child Care and Family Living)

CHECK-IN/JUDGING: Please check the judging schedule in the front of this book for check-in time and judging time.

REGULATIONS:

- Open to members enrolled in the "On My Own", "Growing with Others", and "Growing in Communities".
- Be sure to attach a written explanation to those entries which require it
- Poster size 14"x22"

Blue...\$1.75 Red...\$1.50 White...\$1.25 Pink...\$1.00

CLASS A - CHILD DEVELOPMENT 1 (40101)

Grades 3-5

CLASS B - CHILD DEVELOPMENT 2 (40102)

Grades 6-8

CLASS C - CHILD DEVELOPMENT 3 (40103)

Grades 9-13

LOT NUMBER:

1. Scrap material toy made by exhibitor for a toddler or preschooler
 2. Surprise bag or babysitting kit exhibitor would use when babysitting a toddler or preschooler. *Tell why you chose the items you did and how you would use the kit.*
 3. Learning game for toddler or preschooler
 4. Make a picture book for the toddler, or preschooler. Tell how you used it and why it was appropriate for the child's age.
 5. Make (2) two puppets for the toddler or preschooler along with ideas for their creative use.
 6. Produce an exhibit (a short documentary) of photos and accompanying story of the toddler or preschooler you have observed, portraying her/his daily activities.
 7. Make an illustrated growth chart or wall hanging representing the development of the toddler or preschooler you have been observing.
 8. Make an exhibit (photos and accompanying description) of a small party you have given for your child. Tell what activities you used and why, what snacks you prepared, how the party did or did not turn out to your expectations.
 9. Prepare both a taste and smell experiment that you used with a toddler or preschooler. Tell why you chose the items you did, how the child reacted, and how these experiments helped in the child's development.
 10. A creative article for child (tell how it is to be used)
 11. Autobiography
 12. Develop a story for the child, illustrate it with pictures or drawings. Put in a book form. Explain on a card why you think the book is suitable for a particular child.
 13. Create a collection of children's pictures from magazines, sort and mount by stage of development.
 14. Create a game for learning.
 15. Make a recipe book of healthy snacks for babies, toddlers and preschoolers.
- Champion each class (A, B, C)..... Ribbon
 Grand Champion Child Development Ribbon

at least one of the following: “found poem”, nature poem, cinquaine, “telephone or vertical poem”, or any other original poem

3. A personal essay about why you keep a journal or diary (Note: journals and diaries should not be entered in the fair)
4. A handmade “few kind words book”
5. Any other piece of original creative writing (poem, short story, essay or play)
6. An original book review about your favorite book
7. An original cover illustration for one of your favorite books
8. A poster illustrating your top 10 favorite books ever read

Champion Ribbon

Grand Champion..... Ribbon



**DEPARTMENT 32J
BOOTHS - JUNIOR FAIR**

Superintendent - Fran O’Connell - 651-212-6051

JUDGING: Please check the judging schedule in the front of this book for check-in time and judging time. Entry tags must be picked up and put on display.

REGULATIONS: Open to any Pierce County Youth Organization (4-H, FFA, FHA, Scouting programs, Junior Breed Groups, or any other recognized youth organization under adult leadership with an education program approved by the Fair and doing equivalent work). **MUST BE ENTERED ON ENTRY BLANK BY THE CLUB/ORGANIZATION/LEADER FORM.** Booths will be assigned in the order in which they are received. All entries in this Department must be in the Fair Coordinator's office by June 1st. The size of the booth will be approximately 4x6 feet.

Booth decorations can be put up on Tuesday from noon to 7:00 p.m. and Wednesday from 9:00 a.m. to 7:30 p.m. Decorations can be taken down after 4:30 p.m. on Sunday. No Monday decorating will be allowed.

FAIR THEMES:

2011 theme – *Let the Fun Rain Down at the Pierce County Fair.*

2012 theme – *The Four Best Days of Summer – Pierce County Fair.*

Booths will be scored as follows:

Caption or Title Sign	10
Appearance and Design	20
Interest and Attention	20

Quality of Exhibit	20
Educational Value, Development of Theme	20
Explanatory Material	10
Total	100

Blue..\$26.00 Red..\$24.00 White..\$22.00 Pink..\$20.00

CLASS A – BOOTH

LOT NUMBER:

1. 4-H Booth
2. Any other County Youth Organization
Champion Ribbon

Grand Champion Booths Ribbon



**DEPARTMENT 33J
YOUTH LEADERSHIP/SELF
DETERMINED - JUNIOR FAIR**

Superintendent - Suzie Brunner - 285-5756

CHECK-IN/JUDGING: Conference Judged on Tuesday, 1-7:00 p.m. Exhibitor must be present for judging.

REGULATIONS: Maximum poster size 22"x28"

Blue....\$3.00 Red....\$2.50 White....\$2.00 Pink....\$1.50

CLASS A - YOUTH LEADERSHIP (10201-10203)
Also open to current 4-H Ambassadors

LOT NUMBER:

1. A poster designed to recruit members or improve 4-H
2. A poster designed to be used as a teaching aid at a club project meeting for members in your club
3. A planned and written outline for three project training meetings for younger members in one project
4. A poster or scrapbook illustrating opportunities for leadership, growth and development for older 4-H members in 4-H
5. A poster or scrapbook illustrating leadership development opportunities as a 4-H camp counselor, instructor, *or an Ambassador*
6. *An essay on “why you would like to be a Pierce County 4-H Ambassador” (200 words, double-spaced, currently not an Ambassador)*
7. *An essay for Pierce County Ambassadors on “what being a 4-H Ambassador means to me” (200 words, double-spaced)*
8. *Action plan for a 4-H event*
9. Any other exhibit on Junior Youth Leadership planned and accomplished by exhibitor
Champion Ribbon

**CLASS B - SELF-DETERMINED PROJECTS
(10901)**

REGULATIONS: These classes are open to those 4-H members who are enrolled in Self-Determined Projects. Members enrolled in (10901) may enter any area in Class B.

LOT NUMBER:

1. Self determined area, Grade 3-7
 2. Self determined area, Grade 8-13
- Champion Ribbon

Grand Champion Yth Leadership/Self Deter..... Ribbon



**DEPARTMENT 34J
HEALTH, POLITICAL AND SOCIAL
SCIENCES - JUNIOR FAIR**

Superintendent - Suzie Brunner - 285-5756

(GS = Understanding yourself and others, from Stress to Success, Women's Health)

CHECK-IN/JUDGING: Conference Judged on Tuesday 1-7:00 p.m. Exhibitor must be present for judging.

REGULATIONS: Maximum poster size 22" x 28"

Blue....\$1.75 Red....\$1.50 White....\$1.25 Pink....\$1.00

**CLASS A – INTERGENERATIONAL PROGRAMS
(40001)**

LOT NUMBER:

1. Diary or log of an interview with an older friend
 2. Poster of a "people portrait"
 3. "Butterfingers" demonstration
 4. Any other intergenerational project
- Champion Ribbon

CLASS B - HEALTH (40901-40903)

LOT NUMBER:

1. A poster or display on physical fitness
2. A poster or display on stress reduction techniques
3. A poster or display on family differences
4. A poster or display on feelings or attitudes
5. A poster or display on problem solving
6. A poster or display on resisting alcohol, tobacco or other drug use
7. A poster or display on contacting your congressional representative
8. A poster or display on time management
9. A poster or display on ethics
10. A poster or display on building a resume

11. A poster or display on pet peeves
 12. A poster or display on preventing cancer
 13. Any other health exhibit
- Champion Ribbon

CLASS C - HISTORY AND HERITAGE (10411)

LOT NUMBER:

1. Exhibit showing your family roots
 2. Exhibit about your community history
 3. Photos and explanation of community landmark
 4. Diary or log of project work
 5. Exhibit completed as part of project work
- Champion Ribbon

CLASS D - FAMILY TIMES (10501)

LOT NUMBER:

1. Around a central theme, develop a family celebration. Display items you would select such as invitations, music, quotes, games, decorations, menu, etc.
 2. Select and mount a family photo 5x7 or 8x10 and write on an 8 1/2x11 sheet of paper why you value your family
 3. Create a family banner. Banner should be ready to be hung, maximum size 36"x30"
 4. Prepare a scrapbook on family traditions, celebrations, or memories you have done
 5. A poster or collage explaining or depicting your family
 6. Any other exhibit related to Family Times Project
- Champion Ribbon

CLASS E - INTERNATIONAL (90151)

LOT NUMBER:

1. Poster relating to the International Project
 2. Any other exhibit relating to the International Project
- Champion Ribbon

CLASS F – FOLK ARTS (30401)

LOT NUMBER:

1. Poster relating to the Folk Art Project
 2. Any other exhibit relating to the Folk Art Project
- Champion Ribbon

CLASS G - CITIZENSHIP (10801)

LOT NUMBER:

1. Exhibit showing a map or list of stakeholders for your citizenship project
2. Exhibit of a sample survey to address a citizenship issue
3. Exhibit describing levels of government, local, state or federal

4. Exhibit showing a sample letter to a government office or representative addressing a concern you have as a citizen
5. Exhibit of a resume showing your skills and experiences
6. Exhibit showing a sample letter to the editor on a citizenship issue
7. Any other citizenship or Public Adventure display
Champion Ribbon

**CLASS H – PERSONAL FINANCE
(40651-40652)**

LOT NUMBER:

1. My “Needs and Wants” portrait
2. Outline of talk with parents about a money issue
3. Collage of pictures illustrating my financial goals
4. My personal spending plan or budget including income and expenses
5. My personal money journal
6. Ways to use my money (poster or display)
7. Weekly record of how I save, share and spend money
8. How to calculate interest (display or poster)
9. How to manage a checking account (display or booklet)
10. Choosing a financial institution (display or poster)
11. How to comparison shop for a product
Champion Ribbon

CLASS I – ENTREPRENEURSHIP (40661)

LOT NUMBER:

1. History of a product
2. Monthly time management schedule
3. Profile of a local business
4. Sketch of my business idea
5. Contrast and comparison of a product
6. Internet research report on my business idea
7. Profile of my customers
8. Classified help wanted ad
9. Marketing plan for my business
10. Customer service survey
11. Picture story of my entrepreneurship project
12. Prototype of my product
Champion Ribbon

CLASS J – WORKFORCE READINESS (40671)

LOT NUMBER:

1. Report on importance of honesty in the workplace
2. 3 job reference letters for my potential first job
3. Story on the value of teamwork
4. Review of teamwork in a local business
5. Profile of my first potential job
6. Story or picture collage of “typical day at my job”
7. Collection of 3-5 news articles exploring future career possibilities.
Champion Ribbon

CLASS K – SERVICE LEARNING (10751-10752)

LOT NUMBER:

1. Poster, collage or model of problems or needs in my community
2. My service learning project plan
3. Service learning mission newsletter
4. Outline of a service learning project
5. My community needs survey or opinion poll results
6. Map of my community’s assets and needs
7. Possible solutions to my community’s need
8. Risk management strategy for my project
9. My community project action plane
10. My personal resume
11. My service learning project, journal, photo diary or scrapbook
Champion Ribbon

Grand Champion Health, Political/Social Science . Ribbon



**DEPARTMENT 35J
SCHOOL EXHIBITS**

Superintendent - Fran O’Connell - 651-212-6051

CHECK-IN/JUDGING: Please check the judging schedule in the front of this book for check-in time and judging time.

INDIVIDUAL PROJECTS

CLASS A – KINDERGARTEN

CLASS B - FIRST GRADE

CLASS C - SECOND GRADE

CLASS D - THIRD GRADE

REGULATIONS: Each classroom teacher may enter and exhibit a maximum of **THREE (3)** entries under each Lot No., providing each entry (within the Lot No.) is the work of a different student. Exhibit shall be work completed during the school year. Special Education students should be entered based on their academic level (I.E.P.) instead of actual grade level.

Blue...\$1.75 Red...\$1.50 White...\$1.25 Pink.....\$1.00

LOT NUMBER:

1. Colored picture, any medium
2. Original drawing, any medium
3. Original painting, any medium
4. Mixed media
5. Cray-pas
6. Sculpture
7. Print making
8. Paper craft
9. Yarn/string craft

10. Clay craft
 11. Nature craft
 12. Puppet
 13. Creative writing - prose or poetry
 14. Language arts
 15. Health project
 16. Science project
 17. Holiday art (such as but not limited to Halloween, Thanksgiving, Christmas, Valentines, Easter)
 18. Seasonal art (spring, summer, fall, winter)
 19. Any other art not listed
- Champion Class A – Kindergarten Ribbon
 Champion Class B – First Grade Ribbon
 Champion Class C – Second Grade Ribbon
 Champion Class D – Third Grade Ribbon



GROUP PROJECTS

- CLASS E - KINDERGARTEN**
CLASS F - FIRST GRADE
CLASS G - SECOND GRADE
CLASS H - THIRD GRADE

REGULATIONS: Group projects are open to all elementary students (3 or more to a group). Each classroom teacher may enter and exhibit a maximum of **ONE (1)** entry under each lot number in the group projects. Exhibits must not exceed 6 feet in length or height or 4 feet in width. All projects must be work completed during the school year.

Blue....\$12.00 Red....\$10.00 White....\$8.00 Pink...\$6.00

LOT NUMBER

1. Project regarding a class event or field trip
 2. Health project
 3. Language Arts project
 4. Science project
 5. Social Studies project
- Champion Class E – Kindergarten Ribbon
 Champion Class F – First Grade Ribbon
 Champion Class G – Second Grade Ribbon
 Champion Class H – Third Grade Ribbon
- Grand Champion School Exhibits Ribbon

DIVISION O – OPEN CLASS

LORI ZIERL – FAMILY LIVING AGENT
GREG ANDREWS – AGRICULTURAL AGENT

REGULATIONS: See Rules and Regulations for Pierce County Fair Exhibitors in front of book. Refer to the Junior and Open Dairy Show Ring Policy in rules in the front of the Fairbook. Violators will have their premiums taken away and may have their showing privileges revoked. This is at the Fair Committee's discretion.

DEPARTMENT 101 DAIRY CATTLE – OPEN CLASS

Superintendent - *John Galgowski - 425-7093*

OPEN CLASS DAIRY COMMITTEE

Bob Traynor-778-5807, Jason Deiss-821-2002, Jon Lantz-273-6074

JUDGING: Judging in this department will begin at 9:00 a.m. on Friday. *Entries are to be brought to the Fairgrounds on Wednesday from 5:00 – 9:00 p.m. and Thursday from 10:00 a.m. - 3:00 p.m.*

REGULATIONS: Animals to be exhibited must be owned by the exhibitor or his/her family farm. Exhibitors are limited to nine animals per exhibitor. Exhibitors may enter more than one breed in this Department. Exhibitor must have registration and health papers with them at all times. See health rules at the beginning of the book. The papers will be checked on Thursday night. **ALL EXHIBITS MUST BE IN PLACE BY 3:00 P.M. ON THURSDAY.** The two top animals in each class will compete for champion. *In group classes at least one animal in the group must have been entered in an individual class.*

On entry form (by June 22nd deadline) it is only necessary to indicated 101 Dairy. However, you must report your exact classes and lot #'s to the Fair Office by the *July 20th* deadline. No switching of classes or lots will be allowed after *July 20th*. *If entering lots 10, 13, 16, 19, 22 or 25, you will be automatically entered in Best Uddered for the corresponding lot. However, if you want to enter "Best Female, bred & owned by exhibitor" you must notify us when reporting your exact lots by July 20th to also add the corresponding lot for "Best Female bred & owned by exhibitor".*

Open Class Dairy exhibitors must also call the Fair Office at 273-3531 or email the Fair Coordinator at awebb@co.pierce.wi.us by July 20th, to report the exact number of animals for stalling purposes. Failure to comply will result in barn space being assigned only as available.

If open class animal will also be shown in a junior fair class, you will be ineligible to receive premium in open class on that same animal. It is exhibitor's responsibility to report to the superintendent at check-in time that this is a cross over animal in both junior fair and open.

You may enter up to two animals in any one lot, but you will only be paid for one premium per lot, whichever premium is greater.

AGE CLASSIFICATIONS:

Spring Calf – Born on or after March 1, of the exhibit year, must be 4 months old.

Winter Calf – Born between Dec. 1 of the year preceding the exhibit year and Feb. 28 of the exhibit year.

Fall Calf – Born between Sept. 1 and Nov. 30 of the year preceding the exhibit year.

Summer Yearling Heifer – Born between June 1 and August 31 of the year preceding the exhibit year.

Spring Yearling Heifer – Born between March 1 and May 31 of the year preceding the exhibit year.

Winter Yearling Heifer – Born between Dec. 1 of the second year preceding the exhibit year and Feb. 28 of the year preceding the exhibit year.

Fall Yearling Heifer – Born between Sept. 1 and Nov. 30 of the second year preceding the exhibit year.

Jr. Two Year Old Cow – Born between March 1 and August 31 of the second year preceding the exhibit year.

Sr. Two Year Old Cow – Born between Sept. 1 of the third year preceding the exhibit year and Feb. 28 of the second year preceding the exhibit year.

Three Year Old Cow – Born between Sept. 1 of the fourth year preceding the exhibit year and Aug. 31 of the third year preceding the exhibit year.

Four Year Old Cow- Born between Sept. 1 of the fifth year preceding the exhibit year and Aug. 31 of the fourth year preceding the exhibit year.

Five Year Old Cow – Born between Sept. 1 of the sixth year preceding the exhibit year and Aug. 31 of the fifth year preceding the exhibit year.

CLASS A – LITTLE DAIRYMEN

REGULATIONS: No entry fee required. Ribbon ONLY – no premiums. Exhibitors must be Grade 2 or younger and not in Exploring. Heifer calves (born any time after March 1 and before May 1 of current year) will be shown. Animals shown can be shown in a regular class for Junior Fair or Open Class. This class doesn't count as one of 9 animals unless shown in Open Class for premium. For stalling purposes, exhibitor must indicate on entry form whether or not this animal will be shown in a premium class by someone else. If not shown in a premium class, the Little Dairymen is responsible for calling for a stall by the July 20th deadline. If shown in a premium class, the premium class exhibitor is responsible for calling in the stalling information. Animals must be brought to the fair & vet checked on entry day and stay throughout the fair.


However, exhibitor can request an early release from the superintendent.

The "Little Dairymen" class will show on Saturday at 11:00 a.m. at the east ring of the arena barn. All animal rules listed in Fairbook will be followed.

LOT NUMBER:

- 1. Little Dairymen Ribbon

5th-10th place ribbons - Sponsored by Oakbourn Farms & Dean & Sherry Gilles



- CLASS B – HOLSTEIN**
- CLASS C – GUERNSEY**
- CLASS D – JERSEY**
- CLASS E – BROWN SWISS**
- CLASS F – ANY OTHER BREED**

LOT NUMBER:

- 1. Bull Calf, Winter or Fall \$9. 7. 5. 3.
- 2. Heifer Calf, Spring 11. 9. 7. 5.
- 3. Heifer Calf, Winter 11. 9. 7. 5.
- 4. Heifer Calf, Fall 11. 9. 7. 5.
- 5. Heifer Calf, Summer yearling 12. 10. 8. 6.
- 6. Heifer Calf, Spring yearling 12. 10. 8. 6.
- 7. Heifer Calf, Winter yearling 12. 10. 8. 6.
- 8. Heifer Calf, Fall Yearling 12. 10. 8. 6.
- 9. Three Best Junior Females bred & owned by one exhibitor 14. 12. 10. 8.
- 10. Jr. 2 year Cow 14. 12. 10. 8.
- 11. Best uddered Jr. 2 year Cow 10. -- -- --
- 12. Best Female Jr. 2 year Cow, bred & owned by exhibitor 10. -- -- --
- 13. Sr. 2 year Cow 14. 12. 10. 8.
- 14. Best uddered Sr. 2 year Cow 10. -- -- --
- 15. Best Female Sr. 2 year Cow, bred & owned by exhibitor 10. -- -- --
- 16. Cow, 3 year 16. 14. 12. 10.
- 17. Best uddered 3 year Cow 10. -- -- --
- 18. Best Female 3 year Cow, bred & owned by exhibitor 10. -- -- --
- 19. Cow, 4 year 18. 16. 14. 12.
- 20. Best uddered 4 year Cow 10. -- -- --
- 21. Best Female 4 year Cow bred & owned by exhibitor 10. -- -- --
- 22. Cow, 5 year and over 20. 18. 16. 14.
- 23. Best uddered 5 year and over Cow 10. -- -- --
- 24. Best Female 5 year and over Cow, bred & owned by exhibitor 10. -- -- --
- 25. Iron Grandma - 100,000 lbs. Milk or 4,000 lbs. Butterfat, lifetime. Computerized Individual Cow Record required at check-in on Thursday 14. 12. 10. 8.
- 26. Best uddered Iron Grandma 10. -- -- --
- 27. Best Female Iron Grandma, bred and owned by exhibitor 10. -- -- --
- 28. 3 Best Females, any age, bred and owned by exhibitor 14. 12. 10. 8.

Champion Bull..... Ribbon
 Champion Female, under 2 years Ribbon
 Champion Female, 2 years and over..... Ribbon

Grand Champion Holstein Female..... Ribbon
 Grand Champion Guernsey Female..... Ribbon
 Grand Champion Jersey Female..... Ribbon
 Grand Champion Brown Swiss Female..... Ribbon
 Grand Champion Female, other breeds Ribbon



**DEPARTMENT 102
 BEEF CATTLE – OPEN CLASS**

Superintendents -
 Frank Brown - 273-4912
 Kurt Nelson - 594-3805

CHECK-IN: *Wednesday, 5:00 – 9:00 p.m. and Thursday, 8:00 a.m. – noon*

JUDGING: Judging in this department will begin following the Junior Fair Beef judging on Friday.

REGULATIONS: Exhibitor is limited to a maximum of nine animals. ALL EXHIBITS MUST BE IN PLACE AND ENTRY TAGS PICKED UP BY NOON ON THURSDAY. *Open class steers will be shown by weight and must be weighed in by 4:00 p.m. Thursday.* Purebred registration and health papers must be available upon entry and upon demand at any time during the Fair. See health rules at the beginning of the book. *All bulls over the age of 10 months shall be shown with nose lead in place.*

Open Class Beef exhibitors MUST call the Fair Office at 273-6874 by July 20th to report the exact number of animals to be exhibited. Failure to comply will result in barn space being assigned only as available.

AGE CLASSIFICATIONS:

Summer calf – born between May 1 to August 1 of the exhibit year.

Junior calf – born between Jan. 1 thru April 30 of the exhibit year.

Senior calf – born between Sept. 1 and Dec. 31 of the year preceding the exhibit year.

Summer Yearling – born between May 1 and Aug. 31 of the year preceding the exhibit year.

Junior Yearling – born between Jan. 1 and April 30 of the year preceding the exhibit year.

Cow – calf pair – cows are shown with calf at side, must be lactating and calf nursing.

Group Classes: See ATCP 160 in front of book for description of group classes.



- CLASS A – ANGUS**
- CLASS B – CHARLAIS**
- CLASS C – HEREFORDS**
- CLASS D – MAINE ANJOU**
- CLASS E – SHORTHORN**
- CLASS F – SOUTH DEVON**
- CLASS G – SIMMENTAL**
- CLASS H – ANY OTHER BREEDS WITH PAPERS**
- CLASS I – ANY OTHER BREED W/O PAPERS**
- CLASS J – FEEDER CALVES (lot 2 or 7 only)**

LOT NUMBER:

1. Bull Calf, <i>Summer</i>	\$11. 9. 7. 5.
2. Bull Steer, Junior	11. 9. 7. 5.
3. Bull Calf, Senior	11. 9. 7. 5.
4. Bull, Summer Yearling	12. 10. 8. 6.
5. Bull, Junior Yearling	12. 10. 8. 6.
6. Heifer Calf, <i>Summer</i>	11. 9. 7. 5.
7. Heifer Calf, Junior	11. 9. 7. 5.
8. Heifer Calf, Senior	11. 9. 7. 5.
9. Heifer, Summer Yearling	14. 12. 10. 8.
10. Heifer, Junior Yearling	14. 12. 10. 8.
11. Heifer, Senior Yearling	16. 14. 12. 10.
12. Cow - <i>calf pair</i>	12. 10. 8. 6.
13. Junior Get of Sire	12. 10. 8. 6.
14. Senior Get of Sire	12. 10. 8. 6.
15. Pair of calves, one bull, one heifer	12. 10. 8. 6.
16. <i>Market Steer</i>	11. 9. 7. 5.
Champion Bull	Ribbon
Champion <i>Feeder Calf</i>	Ribbon
Champion Female.....	Ribbon
<i>Champion Steer</i>	Ribbon

Grand Champion Ribbon



**DEPARTMENT 104
 SHEEP – OPEN CLASS**

Superintendents - John & Holly Bazille
 684-9529

CHECK-IN: *Wednesday, 5:00 – 9:00 p.m.*

JUDGING: Judging in this department will follow Junior Fair Sheep. Please check the judging schedule in the front of this book for check-in time and judging time.

REGULATIONS: Exhibitors may show in both open and junior classes however, the same animal may not be entered in both divisions. All Rams must be registered. Entry tags and exhibits must be in place by 9:00 p.m. on *Wednesday.* Open Class Sheep exhibitors must call the Fair Office at 273-6874 by July 20th to report the exact number of animals to be exhibited. Failure to comply will result in barn space being assigned only as available.

OPEN DAIRY OPEN BEEF OPEN SHEEP

SHEEP: Sheep originating from within Wisconsin of any age must be identified with official scrapie ear tags or other official individual identification. Sheep exposed to scrapie will not be allowed to exhibit. Sheep originating from outside Wisconsin shall be accompanied by a Certificate of Veterinary Inspection. All sheep must be identified with official scrapie ear tags or other official individual identification. Sheep exposed to scrapie will not be allowed to enter Wisconsin.

AGE CLASSIFICATIONS:

A spring lamb is one born on or after February 16 of the exhibit year.

A winter lamb is one born between January 1 and February 15 of the exhibit year.

A fall lamb is one born between September 1 and December 31 of the year proceeding the exhibit year.

A yearling ram or ewe is one born between Sept. 1 of the second year preceding the fair and Aug. 31 of the year preceding the fair. The age of yearlings may be subject to verification by a veterinarian’s examination whose findings shall be final.

A mature ewe is one born outside the date of those specified above (before September 1 of the second year preceding the fair.)

A market lamb (ewe or wether) is one born after January 1 of the exhibit year.

GROUP CLASSES:

- Exhibitor Flock shall consist of 5 animals – 1 ram (yearling or lamb), 2 yearling ewes and 2 ewe lambs, owned by exhibitor.
- Pen of lambs – 2 lambs of same breed and same sex
- A Get of Sire shall consist of 4 lambs or yearlings or both of either sex from one sire, bred and owned by the exhibitor.

CLASS A – LITTLE SHEPHERD

REGULATIONS: No entry fee required. Ribbon ONLY – no premium. Exhibitors must be Grade 2 or younger and not in Exploring. Lambs (born after March 1 and before June 1 of the current year) will be shown. Animals can also be shown in a regular class for Junior Fair or Open Class. The Little Shepherd or exhibitor is responsible for calling the Superintendents for stalling by the July 20th deadline. Animals must be brought to the fair & vet checked on *Wednesday night* and stay throughout the fair. However, exhibitor can request an early release from the superintendent.

The “Little Shepherd” class will be *the first class in the Open Show*. All animal rules listed in the Fairbook will be followed.

LOT NUMBER:

1. Little Shepherd Ribbon Only

BREEDING CLASSES

WOOL CLASSES (wool up to 2”)

CLASS B – SHETLAND

CLASS C – LINCOLN

CLASS D – ANY OTHER BREED, WOOL TYPE

CLASS E – NATURAL COLORED (sheep with colored wool, up to 4”)

CLASS F – CROSSBRED WOOL (a cross of 2 or more breeds)

MEAT CLASSES (check breed characteristics on wool lengths)

CLASS G – HAMPSHIRE

CLASS H – DORSET

CLASS I – SUFFOLK

CLASS J – SHROPSHIRE

CLASS K – OTHER BREED, MEAT TYPE

CLASS L – CROSSBRED – Ewe only (a cross of 2 or more breeds)

CLASS M – WETHER STYLE (color hided animal)

Blue...\$6.00 Red...\$5.00 White...\$4.00 Pink...\$3.00

LOT NUMBER:

1. Spring Ram Lamb
2. Winter Ram Lamb
3. Fall Ram Lamb
4. Pen of 2 Ram Lambs (bred & owned by exhibitor)
5. Yearling Ram
6. Spring Ewe Lamb
7. Winter Ewe Lamb
8. Fall Ewe Lamb
9. Pen of 2 Ewe Lambs, bred & owned by exhibitor
10. Yearling Ewe
11. Pen of 2 Yearling Ewes, bred & owned by exhibitor
12. Mature Ewe
13. Get of Sire
14. Exhibitors Flock
15. Production Pen (Ewe any age and her lamb/lambs)

Champion Ram each Class (B-M)..... Ribbon

Champion Ewe each Class (B-M)..... Ribbon

Grand Champion Ram.....Ribbon

Grand Champion Ewe.....Ribbon

CLASS N – MARKET CLASS – ALL BREEDS

LOT NUMBER:

1. Market Lamb
2. Pen of Market Lambs
Champion Market Lamb..... Ribbon


CLASS O – MARKET WOOL/FLEECE SHOW CLASS

REGULATIONS: Sample of wool should be an entire fleece with suitable staple length. Tied for display.

LOT NUMBER:

1. Fine

- 2. Coarse
 - 3. Colored
- Champion Market Wool/Fleece..... Ribbon



**DEPARTMENT 105
GOATS – OPEN CLASS**

Superintendents -
Linda Steele - 273-4888
Kim Sjostrom - 448-2517

CHECK-IN: *Wednesday 5-9 p.m.* Open class goats will be housed in the Drewiske building along with the Junior fair goats. Bedding and feed are not provided. All animals must be checked in with the superintendents on duty.

JUDGING: Judging in this department will take place on Friday following the Junior fair goat show. *This is a non-sanctioned show.*

REGULATIONS: See “Goats” under the Animal Health Rules and Regulations section in the front of this book. Any signs of infectious diseases or abscesses will warrant immediate expulsion from the fairgrounds. All animals must have **Scrapies identification. Either ear tags or tattoos are required.** Tattoos must be registered with the USDA. Open class exhibitors must call the fair office at 273-6874 by July 20th to report exact numbers of animals to be exhibited. Failure to comply will result in barn space being assigned only as available.

No horned Dairy goats allowed. Does only in all classes. Age of animal is at fair time.

No more than four animals may be shown per exhibitor. One entry per lot number. No more than one premium will be paid on an individual animal unless it is a part of a group class. The same animal cannot be shown in the Open Division and in the Junior Fair Division even if it is shown by two different exhibitors.

You are eligible to exhibit in Open Goats *if you are a resident of Pierce, St. Croix, Dunn or Pepin County. The Fair Office reserves the right to limit the number of entries based on space availability to out of county exhibitors if necessary.*

CLASS A – LITTLE GOAT HERDER

REGULATIONS: No entry fee required. Ribbon ONLY - no premium. Exhibitor need not own an animal. Exhibitors must be in Grade 2 or younger. For stalling purposes, exhibitor must indicate on entry form whether or not this animal will be shown in a premium class by someone else. If not shown in a premium class, the exhibitor is responsible for calling in for a pen by July 20th. If shown in a premium class, the premium class exhibitor is responsible for calling in the stalling information. Animals must be brought to the fair and vet checked on entry day and stay throughout the duration of fair.
The “Little Goat Herder” class will show immediately following the Junior Fair show. All animal rules listed in the Fairbook will be followed.

- LOT NUMBER:
1. Little Goat Herder Ribbon
- Premiums apply to Class B-F
Blue....\$4.00 Red....\$3.00 White....\$2.00 Pink....\$1.00

CLASS B – DAIRY GOATS

REGULATIONS: Does only. May be Grade, Recorded Grade, Purebred or American. This class includes Oberhasli, Sanaan, Nubian, Alpine, LaMancha, Toggenburg, and Nigerian Dwarfs.

- LOT NUMBER:
1. Jr. Kid 0-6 months
2. Sr. Kid 7-12 months
3. Yearling 13-24 months
Lots 1-3 must never have kidded
Champion Junior Doe Ribbon
4. Doe 1 year to under 2 years
5. Doe 2 years to under 3 years
6. Doe 3 years to under 4 years
7. Doe 4 years and older
Lots 4-7 must have kidded at least once. Includes dry milkers.
Champion Senior Doe..... Ribbon
- Grand Champion Dairy Goat..... Ribbon

**CLASS C - PYGMY (HORNS OPTIONAL),
BOER AND FAINTING GOATS
(DOES ONLY)**

- LOT NUMBER:
1. Jr. Kid 0-6 months
2. Sr. Kid 7-12 months
3. Yearling 13-24 months
Lots 1-3 must never have kidded
Champion Junior Doe Ribbon
4. Doe 1 year to under 2 years
5. Doe 2 years to under 3 years

OPEN SHSHEEP

OPEN GOATS

- 6. Doe 3 years to under 4 years
- 7. Doe 4 years and older
Lots 4-7 must have kidded at least once. Includes dry milkers.
Champion Senior Doe..... Ribbon

Grand Champion Pygmy, Boer or *Fainting* Goat... Ribbon

**CLASS D - ANGORA GOATS
(HORNS REQUIRED)**

LOT NUMBER:

- 1. Jr. Kid doe 0-6 months
- 2. Sr. Kid doe 7-12 months
Champion Kid Angora..... Ribbon
- 3. Doe 1 year to under 2 years
- 4. Doe 2 years to under 3 years
- 5. Doe 3 years to under 4 years
- 6. Doe 4 years and older
Champion Sr. Doe Angora..... Ribbon

Grand Champion Angora..... Ribbon

**CLASS E - ANY OTHER CROSSBRED GOAT
(DOES ONLY)**

LOT NUMBER:

- 1. Jr. Kid 0-6 months
- 2. Sr. Kid 7-12 months
- 3. Yearling 13-24 months
Lots 1-3 must never have kidded
Champion Junior Doe..... Ribbon
- 4. Doe 1 year to under 2 years
- 5. Doe 2 years to under 3 years
- 6. Doe 3 years to under 4 years
- 7. Doe 4 years and older
Lots 4-7 must have kidded at least once. Includes dry milkers.
Champion Senior Doe..... Ribbon

Grand Champion Any other *Crossbred* Goat Ribbon

CLASS F – GROUP

See explanation of group classes in front of this book.

LOT NUMBER:

- 1. Get of Sire
- 2. Produce of Dam
- 3. Dam and Daughter
- 4. Exhibitor herd



**DEPARTMENT 107
POULTRY – OPEN CLASS**

Superintendent - Susan Geraets - susiesheep@yahoo.com

CHECK-IN/JUDGING: Check-in time is Tuesday 4:30-7:00 p.m. - NO EXCEPTIONS. Judging in this department will follow Junior Fair Poultry judging on Wednesday. The **American Standard of Perfection** will be used as the basis for judging.

REGULATIONS:

1. Check all health regulations at the beginning of the book. Mandatory blood testing will be required for all poultry (except pigeons) 4 months of age and older: ducks and geese 4 months of age and older: or upon sexual maturity (turkeys 6 months of age) within 90 days prior to fair unless they are a tested flock. If birds are under the mandatory blood testing age-proof of hatching date (shipping label or invoice) must be sent to State to apply for WI Associate Flock status (see WI Associate Flock in regulations in front of book). If you have both younger & older than 4 month old birds – you must have all the older birds tested and send proof of younger birds hatch date and apply for WI Tested Flock (see WI Tested Flock in regulations in front of book).
2. **All animals will be checked for live lice and/or mites and sent home if found. NO RECHECKS.** No recently (within the week of the fair) deloused poultry will be accepted. (*Best to delouse at least middle of July and 7 – 10 days later.*)
3. No exhibitor shall compete against oneself in this department.
4. Exhibitors may enter a maximum of eight poultry entries *in classes B-J and an additional four in classes K-Q.*
5. Exhibitor cannot enter the same bird in more than one class.
6. Cock and hen birds are birds hatched before January 1, of the year of the fair. Cockerel and pullet birds are birds hatched during the year of the fair.
7. A pair consists of one male and one female of the same species.
8. All birds to be shown must be raised by exhibitor.
9. Poultry must be in exhibitors possession by June 1st of current calendar year.
10. MEMBERS ARE RESPONSIBLE FOR FEEDING AND WATERING THEIR POULTRY THROUGHOUT THE ENTIRE FAIR. **CONTAINERS WILL BE CHECKED DURING CHECK-IN.** If not in compliance, animals will not be admitted. *Container size must be at least 8 ounces for bantams, 16 ounces for standard, 32 ounces for meat birds and 48 ounces or larger for any ducks,*

geese or turkeys. No jar/fountain type waters/feeders will be allowed (red/silver bottom).

- 11. All birds entered in A-P must be kept at the Fair.
- 12. Exhibitor must show own poultry.
- 13. First blue winners are eligible for the champion.

CLASS A – CHICKEN LITTLE

REGULATIONS: No entry fee required. Ribbon ONLY – no premium. Exhibitors must be Grade 2 or younger and not in Exploring. Poultry, such as Cockerel, Pullet, Young Duck, Young Goose, or Young Turkey will be shown. Animals shown can be shown in a regular class for Junior Fair or Open Class. Animals must be brought to the fair and checked on entry day and stay throughout the fair.

The “Chicken Little” class will show at the beginning of the Junior Fair poultry. All animal rules listed in the Fairbook, will be followed.

LOT NUMBER:

- 1. Chicken Little Ribbon

Blue...\$2.00 Red...\$1.75 White...\$1.50 Pink...\$1.25

CHICKENS

- CLASS B – ANY AMERICAN CLASS**
- CLASS C – ANY MEDITERRANEAN CLASS**
- CLASS D – CROSSBRED EGG TYPE**
- CLASS E – CROSSBRED MEAT TYPE**
- CLASS F – ANY ASIATIC CLASS**
- CLASS G – ANY ENGLISH CLASS**
- CLASS H – CONTINENTAL CLASS**
- CLASS I – ANY OTHER BREED RECOGNIZED BY STANDARD OF PERFECTION**
- CLASS J – ANY BANTAMS RECOGNIZED BY STANDARD OF PERFECTION**

LOT NUMBER:

- 1. Cockerel
- 2. Pullet
- 3. Cock
- 4. Hen
- Champion Male Chicken..... Ribbon
- Champion Female Chicken..... Ribbon



DUCKS

- CLASS K – PEKIN**
- CLASS L – ROUEN**
- CLASS M – BANTAM DUCKS**
- CLASS N – ALL OTHER DUCKS**

LOT NUMBER:

- 1. Young Duck
- 2. Young Hen
- 3. Old Duck
- 4. Old Hen

Champion Duck..... Ribbon

CLASS O – GEESE

LOT NUMBER:

- 1. Pair of Young Geese
- 2. Pair of Old Geese
- Champion Geese..... Ribbon

CLASS P – TURKEYS

LOT NUMBER:

- 1. Pair of Young Turkeys
- 2. Pair of Old Turkeys
- Champion Pair of Turkeys..... Ribbon

CLASS Q – EGGS

Eggs will be judged with Poultry on Wednesday.

Blue...\$1.75 Red...\$1.50 White...\$1.25 Pink...\$1.00

LOT NUMBER:

- 1. ½ dozen brown eggs
- 2. ½ dozen white eggs
- 3. ½ dozen natural blue or green eggs—not dyed
- 4. ½ dozen bantam eggs
- Champion Eggs Ribbon

Grand Champion Poultry..... Ribbon



DEPARTMENT 108

RABBITS – OPEN CLASS

Superintendent - Andrea Nthole - 426-0775

CHECK-IN/JUDGING: Check-in for all rabbits will be held 4:30 – 7:00 p.m. Tuesday only. All animals will be examined for health issues prior to caging at check-in and all caging will be assigned by the Superintendent. Judging will follow Junior Fair Rabbits judging on Wednesday. NO EXCEPTIONS. The American *Rabbit Breeders Associations*, Standard of Perfection will be used as the basis for judging.

REGULATIONS:

- 1. No exhibitor shall compete against oneself in this department.
- 2. Rabbits must be tattooed.
- 3. Check all health regulations at the beginning of the book.
- 4. All rabbits to be shown must be raised by exhibitor.
- 5. Exhibitors are responsible for feeding and watering their own animals throughout the duration of the fair. All animals must be cared for by NOON and 8:00 p.m. daily.

6. *Feed dishes must be ceramic crocks or plastic small animal feeders, designed to lock on to the side of the cages like EZ CROCK dishes, or J feeders that can be secured to the side of the cage. NO cool whip, tuna cans, light plastic, bird dishes, cereal bowls, or other tip able dishes will be allowed.*
7. *All animals MUST have a 32 ounce (1 Quart) water bottle for water. If you do not have one at the time of check in they can be purchased there for \$10.00 each.*
8. *No pregnant rabbits or rabbits with litters are to be exhibited.*
9. *Exhibitors may enter a maximum of eight rabbits.*
10. *An exhibitor cannot enter the same rabbit in more than one class.*
11. *Board or carpet, (no cardboard or blankets) may be used in cage for rabbit to sit on.*
12. *Pop bottles with ice in them are acceptable to keep rabbit cool.*
13. *No rabbits with ear mites, snuffles or unhealthy appearance at check-in examination will be allowed.*

CLASS A – LITTLE HOPPER

REGULATIONS: No entry fee required. Ribbon ONLY – no premiums. Exhibitor must be Grade 2 or younger and not in Exploring. Any Jr. Rabbit may be shown. Rabbits can be shown in a regular class for Junior Fair or Open Class. This class does not count as one of the six animals unless shown in Open Class for premium. Animals must be brought to the fair & vet checked on entry day and stay throughout the fair. However, exhibitor can request an early release from the superintendent.

The “LITTLE HOPPER” class will be judged prior to Junior Fair classes. All animal rules listed in Fairbook will be followed.

LOT NUMBER:

1. Little Hopper Ribbon Only

Blue...\$2.00 Red...\$1.75 White...\$1.50 Pink...\$1.25

- CLASS B - CALIFORNIAN**
- CLASS C – FLEMISH GIANT**
- CLASS D – LOP – ENGLISH AND FRENCH**
- CLASS E – NEW ZEALAND**
- CLASS F – SATIN**
- CLASS G – ANY OTHER COMMERCIAL BREED, PUREBRED ONLY**

LOT NUMBER:

1. Senior Buck over 8 months
2. Senior Doe over 8 months
3. *Intermediate Buck 6-8 months*
4. *Intermediate Doe 6-8 months*
5. Junior Buck under 6 months
6. Junior Doe under 6 months



- CLASS H – DUTCH**
- CLASS I – HAVANA**
- CLASS J – HOLLAND LOP**
- CLASS K – MINI LOP**
- CLASS L – MINI REX**
- CLASS M – NETHERLAND DWARF**
- CLASS N – SILVER MARTEN**
- CLASS O – STANDARD REX**
- CLASS P – ANY OTHER FANCY BREED**

LOT NUMBER:

1. Senior Buck over 6 months
 2. Senior Doe over 6 months
 3. Junior Buck under 6 months
 4. Junior Doe under 6 months
- Champion Buck..... Ribbon
Champion Doe..... Ribbon

Grand Champion Purebred Rabbit..... Ribbon



**DEPARTMENT 114
PLANT & SOIL SCIENCE – OPEN CLASS**

Superintendents -
Merry Hines - 273-3466
Joann Mathews - 425-1057

CLASS A -FIELD CROPS

JUDGING: Please check the judging schedule in the front of this book for check-in time and judging time.

REGULATIONS: No exhibitor shall compete against oneself in this department. The person making the entry must grow entries in this class during the year of the fair. Full measure will be required in all classes. The judge reserves the right to disqualify under-sized samples.

Blue...\$1.75 Red...\$1.50 White...\$1.25 Pink...\$1.00

LOT NUMBER:

1. Any variety oats, 1 pint
2. Barley, 1 pint, any variety
3. Rye, 1 pint
4. Soybeans, 1 pint
5. Wheat, spring, 1 pint, any variety
6. Wheat, winter, 1 pint, any variety
7. Sunflower seeds, 1 pint
8. Alfalfa & Timothy, Brome or Orchard Grass, approx. 3” in diameter at center of sheaf
9. Alfalfa, approx. 3” in diameter at center of sheaf
10. Red clover, approx. 3” in diameter at center of sheaf
11. Soybeans, approx. 3” in diameter at center of sheaf
12. Tallest stalk of corn
13. Largest sunflower
14. Hybrid field corn, 5 ears

15. Pure alfalfa, 4 inch slice of baled hay enclosed in a clear plastic bag
16. Alfalfa/grass mixture, 4 inch slice of baled hay enclosed in a clear plastic bag
17. Clover, 4 inch slice of baled hay enclosed in a clear plastic bag, may include grasses
Champion Field Crops..... Ribbon

CLASS B – VEGETABLE

REGULATIONS: All entries must be produced in the year of the fair. Vegetables must be shown in neat containers just large enough to hold the required quantities. No exhibitor shall compete against oneself in any given lot.

Blue...\$1.75 Red...\$1.50 White...\$1.25 Pink...\$1.00

VEGETABLES

LOT NUMBER:

1. Beets, red, 5 (Table topped)
2. Beans, lima, 1 dozen fresh in pod
3. Beans, wax, 1 dozen fresh in pod
4. Beans, green, 1 dozen fresh in pod
5. Broccoli, 1 bunch
6. Cabbage, red, 1 head
7. Cabbage, white, 1 head
8. Carrots, 5 topped
9. Cauliflower, 1 head
10. Celery, 1 bunch
11. Cucumbers, green, pickling size, 5 specimens
12. Cucumbers, green, slicing size, 3 specimens
13. Muskmelon, 1
14. Onions, 5, red
15. Onions, 5, yellow
16. Onions, 5, white
17. Peas, 1 dozen fresh in pod
18. Peppers, Bell type, 3
19. Peppers, other than Bell type, 3
20. Pumpkin, largest hybrid type
21. Pumpkin, largest field type
22. Pumpkin pie type
23. Squash, summer type, 2
24. Squash, winter type, 1
25. Squash, zucchini, 2
26. Tomatoes, large red, 5
27. Tomatoes, large green, 5
28. Tomatoes, large yellow, 5
29. Tomatoes, cherry type, 12
30. Watermelon, 1
31. Sweet corn, 5 ears
32. Garlic, 3
33. Eggplant, 1
34. Any other, named.



POTATOES

Blue...\$2.00 Red...\$1.75 White...\$1.50 Pink...\$1.25

35. Potatoes, red, 5
36. Potatoes, white, 5
37. Potato display. Must include 2 each of *at least* 4 varieties. Varieties must be named. Exhibitor must provide display box. Containers add to the garden box exhibit and will be judged as part of exhibit.
Champion Vegetable Ribbon

CLASS C – FRUIT

REGULATIONS: All entries must be produced in the year of the fair.

APPLES

LOT NUMBER:

1. Display of 5 varieties of apples
..... \$4.00 \$3.25 \$2.50 \$1.75
2. Largest apple, named
..... \$2.00 \$1.75 \$1.50 \$1.25

Apples – Plate of 3

Blue...\$2.00 Red...\$1.75 White...\$1.50 Pink...\$1.25

3. Beacon
4. Connell Red
5. Cortland
6. Delicious
7. Duchess
8. Fireside
9. Haralred
10. Haralson
11. Honey Crisp
12. Honey Gold
13. McIntosh
14. MinnJohn
15. Prairie Spy
16. Wealthy
17. Wolf River
18. Apple, any other named variety. Tag must have variety named.



GRAPES, PLUMS AND MISCELLANEOUS FRUIT

Blue...\$1.75 Red...\$1.50 White...\$1.25 Pink...\$1.00

19. Grapes, 1 bunch, any variety
20. Plums, 5, any color
21. Grounds cherries, hulled, 1 pint
22. Raspberries, 1 pint
23. Pears, any variety, 3
24. Blueberries, 1 pint
25. Any other fruit, Tag must have variety named.
Champion Ribbon

CLASS D – HERBS

Blue...\$1.75 Red...\$1.50 White...\$1.25 Pink...\$1.00

REGULATIONS: Display to consist of leaves in a bunch, may be put in water. No roots.

LOT NUMBER:

1. Basil, 3 stems
2. Chives, 6 stems
3. Dill, 1 head
4. Parsley, 3 stems
5. Rosemary, 3 stems
6. Any other herb not listed, name variety, 3 stems
Champion Ribbon

CLASS E – GARDEN DISPLAY

REGULATIONS: Exhibitors must provide their own containers. Containers add to garden exhibit and will be judged as part of the exhibit. Display **must** consist of *at least* 6 different varieties of vegetable from the following list. 1 cabbage, 3 carrots, 3 radishes, 3 beets, 10 peas, 10 beans (green or yellow), 1 broccoli, 1 cauliflower, 1 egg plant, 3 tomatoes (green or red), 3 peppers, 3 onions, 3 sweet corn, 3 slicing cucumbers or 6 pickling cucumbers.

Blue...\$1.75 Red...\$1.50 White...\$1.25 Pink...\$1.00

LOT NUMBER:

1. Vegetable garden display

Grand Champion Plant & Soil Science..... Ribbon
(Class A-D only)



DEPARTMENT 115 FLOWERS & HOUSEPLANTS – OPEN CLASS

Superintendents -
Tom Gunderson - 778-5923
Diane Clay - 425-8648

ENTRY: All entries due on Wednesday starting at noon. Entries for Class A and B will be accepted until 4:00 p.m. Entries for Class C and D will be accepted until 8:00 p.m.

JUDGING: Judging in Class A (Cut Flowers), and B (Floral Arrangements Amateur), will begin at 5:00 p.m. on Wednesday. Judging in Class C (Container Gardening) and D (Houseplants) will be on Wednesday at 8:00 p.m. following the conclusion of judging in Class A and B.

REGULATIONS: Professional florists are *not eligible* to enter, amateurs only. No exhibitor shall compete

against oneself in this department. Exhibits must be arranged so that they do not tip over easily and can be handled without disarranging them. **Flowers must be grown by the exhibitor.**

CLASS A – CUT FLOWERS

REGULATIONS: Bring flowers in **clear glass containers** otherwise it will be disqualified. The container will not be judged but it allows the judge easier viewing a stems, stem cutting & lengths. In lots 11-15 a heavy narrow necked clear glass containers are required to prevent tipping and breakage.

Blue...\$1.75 Red...\$1.50 White...\$1.25 Pink...\$1.00

LOT NUMBER:

1. Aster, 3 blooms, one color
2. Bachelor buttons, 3 blooms, one color
3. Black Eyed Susan, 3 stems
4. Calendula, 3 blooms, one color, same variety
5. Celosia or Cockscomb, *plume*, 3 spikes, one color
6. *Celosia or Cockscomb, crested*, 3 spikes, one color
7. Coneflower, 3 stems
8. Cosmos, *yellow/orange*, 3 blooms, one color
9. *Cosmos, pink/white*, 3 blooms, one color
10. Dahlia, 2-4", 3 blooms with attached foliage, no buds
11. Dahlia, 4-8", 1 bloom with attached foliage, no buds
12. Dahlia, under 2", 3 blooms with attached foliage, no buds
13. Gladioli, 3 1/2" – 5" floret, 1 spike
14. Gladioli, 3 blooms, different colors, same varieties
15. Gladioli, 3 blooms, same color, same variety
16. Gladioli, floret of 5 1/2" or larger, 1 spike (Floret is an individual flower in a cluster or spike. Gladiolus to be shown must be just opening, that is, with at least 3 to 5 florets open on the small varieties and 6 to 8 on the larger ones. Measure floret from petal tip across to petal tip.)
17. Gladioli, up to 3 1/2" floret, 1 spike
18. Gloriosa Daisy, 3 blooms, one variety (not black-eyed Susan's)
19. Daylily, 1 stem
20. Calla lily, 1 stem
21. Tiger liliium, grown from a bulb, orange with black spots
22. Any other lily
23. Marigold, over 2", orange, 3 blooms, one variety
24. Marigold, over 2", yellow or green, 3 blooms, one variety
25. Marigold, under 2", bronze blend, 3 blooms, one variety
26. Marigold, under 2", orange, 3 blooms, one variety
27. Marigold, under 2", yellow, 3 bloom, one variety
28. Pansies, 3 blooms, same variety
29. Pansies, 3 blooms, mixed varieties
30. Petunia, double, 3 stems, same variety
31. Petunia, double, 3 stems, mixed varieties

- 32. Petunia, single, 3 stems, same variety
 - 33. Petunia, single, 3 stems, mixed varieties
 - 34. Phlox, 3 blooms, one color, one variety
 - 35. Shrub rose, cluster, any color
 - 36. Rose, pink, 1 bloom with attached foliage
 - 37. Rose, red, 1 bloom with attached foliage
 - 38. Rose, yellow/orange/peach, 1 bloom with attached foliage
 - 39. Rose, any other color, 1 bloom with attached foliage
 - 40. Miniature rose, any color, 1 bloom with attached foliage
 - 41. Snapdragon, 3 stems, one color
 - 42. Zinnia, 2"-4 1/2", 3 blooms, one color, one variety
 - 43. Zinnia, under 2", 3 blooms, one color, one variety
 - 44. Any other perennial not previously listed, suitable exhibit, 3 stems, same color. To be judged, it must be identified by name on entry tag.
 - 45. Any other annual not previously listed, suitable exhibit, 3 stems, same color. To be judged, it must be identified by name on entry tag.
- Champion Ribbon

CLASS B – FLORAL ARRANGEMENTS-AMATEUR

REGULATIONS: You may enter in amateur or professional, not both. **You must grow your own flowers and foliage.** All designs must contain some fresh cut plant material, unless other wise stated.

Blue...\$3.00 Red...\$2.50 White...\$2.00 Pink...\$1.50

LOT NUMBER:

- 1. *Pierce County Goes Green – all green flowers and foliage*
 - 2. Special Holiday Arrangement. To be judged, Holiday must be identified on entry tag.
 - 3. Pierce County Recycles (recyclable container and/or materials) Advertising acceptable
 - 4. Flowers & Evergreens
 - 5. Four Seasons (can include some dried materials) To be judged, season must be identified on entry tag
 - 6. "Natures Finest" using Pierce Co, wild flowers/natural materials.
 - 7. Simplicity in floral design (featuring one flower on a stem)
 - 8. "A Tiskit a Taskit" (arrangement in a basket)
 - 9. "Just For Fun" (arrangement in an unusual container, not usually used for flower arrangements)
 - 10. A Garden Medley (arrangement featuring vegetables & flowers)
 - 11. "Eenie-Meenie-Minie-Mo" (arrangement under 3 1/2" all directions)
 - 12. *Small arrangement under 6" (all directions)*
 - 13. Pandora's Box (arrangement in a box)
 - 14. Deep Seas (arrangement using sea shell/shells)
- Champion Ribbon

CLASS C – CONTAINER GARDENING

REGULATIONS: **MUST HAVE VARIETY NAME(S) AND DATE STARTED.** Plants must be in exhibitor's procession by June 1st of exhibit year. Houseplants should be ornamental, clean and free from insects and disease injury. Plants must grow in soil.

Blue....\$2.00 Red....\$1.75 White....\$1.50 Pink....\$1.25

LOT NUMBER:

- 1. *Geranium, single variety, potted*
 - 2. *Tuberous, Begonia, in bloom, potted*
 - 3. *Hanging plant, foliage must be able to hang*
 - 4. *Hanging plant, in bloom, must be able to hang*
 - 5. *Outside Planter, using 3 or more different types of annuals, free standing.*
 - 6. *Outside Planter, using 3 or more different types of annuals, hanging.*
 - 7. *Outside Planter, multiple varieties of same annual plant, may include multiple colors, free standing.*
 - 8. *Outside Planter, multiple varieties of same annual plant, may include multiple colors, hanging.*
 - 9. *Unique outside container of annuals or perennials may include grasses, free standing.*
 - 10. *Unique outside container of annuals or perennials may include grasses, hanging.*
- Champion Ribbon

CLASS D – HOUSEPLANTS

REGULATIONS: **MUST HAVE VARIETY NAME(S) AND DATE STARTED.** Plants must be in exhibitor's procession by June 1st of exhibit year. Houseplants should be ornamental, clean and free from insects and disease injury. Plants must grow in soil.

Blue...\$2.00 Red...\$1.75 White...\$1.50 Pink...\$1.25

LOT NUMBER:

- 1. African Violet, in bloom
 - 2. Cactus, single specimen
 - 3. Succulent
 - 4. Any other houseplant in bloom
 - 5. Foliage plant
 - 6. Houseplant, 3 kinds in one container
 - 7. Hanging plant, foliage must be able to hang
 - 8. Hanging plant, in bloom, must be able to hang
 - 9. Dish garden, 3 or more kinds of plants
 - 10. Herbs (3 or more)
- Champion Ribbon

Grand Champion Flowers & Houseplants Ribbon



- In Classes A-D, exhibits must be original composition (no copies) properly framed or mounted for hanging without frame. Landscape View of Natural Scenery, NOT manmade, no buildings. Still Life Arrangement of objects.
- Items must be dated and signed on the bottom for Class A-C
- No titles on paintings or drawings.

Blue...\$5.50 Red...\$4.50 White...\$3.50 Pink...\$2.50

CLASS A – OIL PAINTINGS

LOT NUMBER:

1. Oil Painting, general (brush)
2. Oil Painting, based on people (brush)
3. Oil Painting, landscape or seascape (brush)
4. Oil Painting, abstract (brush)
5. Oil Painting, miniature (brush)
6. Oil Painting, general (palette)
7. Oil Painting, based on people (palette)
8. Oil Painting, landscape or seascape (palette)
9. Oil Painting, abstract (palette)
10. Oil Painting on glass, *rocks, etc.*
11. Oil Painting, with other techniques (ex. brush and palette)
Champion Ribbon

CLASS B – WATER COLOR


LOT NUMBER:

1. Water color, general
2. Water color, still life
3. Water color, landscape or seascape
4. Any other water color
Champion Ribbon

CLASS C – ACRYLIC

LOT NUMBER:

1. Acrylic, general
2. Acrylic, still life
3. Acrylic, landscape or seascape
4. Any other acrylic (*ex. glass, rocks, etc.*)
Champion Ribbon



CLASS D – MISCELLANEOUS

All finished for proper display.

Blue...\$4.50 Red...\$3.50 White...\$2.50 Pink...\$1.50

LOT NUMBER:

1. Charcoal
2. Chalk, crayon or pastel
3. Pencil (black & white, color, or color and black & white)
4. Pen and ink (Black & white, color or color & black/white)
5. Painting other than oil (may be mixed media)

6. Tempera Painting
7. China Painting
8. China doll, painted and dressed
9. Calligraphy
10. Stained glass (original design)
11. Experimental art, any form (one or more items) – list technique
12. Sculpture, unspecified
13. Pottery, hand built
14. Pottery, wheel thrown
15. Original composition, no copies
16. *Collector's hobby exhibit, arranged or mounted for exhibition. Include note of what collection is about.*
17. Woodworking handicraft - toy or homemade game
18. Woodworking handicraft – an article for use in the home
19. Woodworking handicraft – an article for use out-of-doors (ex: bird house or feeder, plant holder etc.)
20. Woodworking handicraft – an article of creative design for wood or wood and other materials.
21. Woodworking handicraft, one or more items, 3 foot square or less
22. Woodwork handicraft, one or more items, 3 foot square or more. Indicate size on entry form
23. Item using wood burning technique
24. Article of toolable leather, judged on merits of both construction and leather tooling skill
25. Article of non-toolable leather
26. Garment made of leather
27. Article made with leather and wood

Blue...\$3.00 Red...\$2.50 White...\$2.00 Pink...\$1.50

28. Beaded jewelry – 1 pair earrings
29. Beaded jewelry – necklace
30. Beaded jewelry – bracelet
31. Set of coordinating beaded jewelry (ex: earrings w/necklace or etc.)
32. Any other beaded item
33. Jewelry and metal objects produced by bearing, casting, engraving, etching, soldering, or enameling. Hand tooling will not qualify. Objects merely hand decorated will not be accepted.
34. Any other original not listed in lots 1-32
Champion Ribbon

CLASS E - ARTS AND CRAFTS BASED ON NON-ORIGINAL PATTERN OR CONCEPT

All finished for proper display.

Blue...\$3.00 Red...\$2.50 White...\$2.00 Pink...\$1.50

LOT NUMBER:

1. Woodwork handicraft, one or more items, 3 foot square or less
2. Woodwork handicraft, one or more items, more than 3 foot square. *Indicate size on entry form*
3. Fabric painting, one or more matching items
4. Woodenware, decorated, one or more matching

5. Leather item, non-original
 6. Jewelry item, non-original – list technique
 7. Non-original craft, general, major part may not be fabric *or yarn*
 8. Non-original craft, general major part fabric or yarn
 9. Collector’s hobby exhibit, (suitable for this exhibit), arranged or mounted for exhibition. Include note of what collection is about.
 10. Decoupage
 11. Stuffed toy, doll or animal
 12. Stuffed, mop or pillowcase doll (no china or ceramic parts)
 13. Cloth covered book, album or picture frame
 14. Non-original oil painting – list description with article
 15. Non-original water color – list description with article
 16. Non-original painting, any other media – list description with article
 17. Rosemaling, small, 8” or less
 18. Rosemaling, larger than 8”
 19. Stained Glass small, 8” *or less*
 20. Stained Glass, *larger than 8”*
 21. Recycled Craft (include a 3x5 card with information on what was done)
 22. Paper Craft
 23. Wood and fabric, major part may not be fabric.
 24. Hand Stamping with purchased stamps. Occasion cards or stationery, same or different design, include envelope, 8 total
 25. Hand Stamping with purchased stamps on fabric, jewelry or home accessory.
 26. Stamping with scrapbook
 27. Scrapbook any other, *with pictures*
 28. *Digital scrapbook*
 29. Any other not listed above.
- Champion Ribbon

CLASS F – CERAMICS NON-ORIGINAL

Lots 1 – 20 Commercially Molded 8” or Less
 Lots 21-40 Commercially Molded More than 8”

Blue...\$3.00 Red...\$2.50 White...\$2.00 Pink...\$1.50

LOT NUMBER:

1. Glaze, 1 glaze only
2. Glaze, 2 or more glazes
3. Crystal type glaze
4. Stained
5. Underglazed item, any finish applied
6. Stained, antiqued
7. Chalks and stain combined
8. Decals fired on
9. Overglazed – Lusters
10. Overglazed – Gold (White or Yellow)
11. Overglazed – Lusters and Gold
12. Textured glaze
13. Dry brush item
14. Wet brush item

15. Airbrush item – Stained
16. Airbrush item – Glazed
17. Stain and glaze combination
18. Multiple techniques with description
19. Holiday item – any technique
20. Any other ceramic article not already mentioned

LOT NUMBER: (More than 8”)

21. Glaze, 1 glaze only
 22. Glaze, 2 or more glazes
 23. Crystal type glaze
 24. Stained
 25. Underglazed item, any finish applied
 26. Stained, antiqued
 27. Chalks and stain combined
 28. Decals fired on
 29. Overglazed – Lusters
 30. Overglazed – Gold (White or Yellow)
 31. Overglazed – Lusters and Gold
 32. Textured glaze
 33. Dry brush item
 34. Wet brush item
 35. Airbrush item – Stained
 36. Airbrush item – Glazed
 37. Stain and glaze combination
 38. Multiple techniques with description
 39. Holiday item – any technique
 40. Any other ceramic article not already mentioned
- Champion Ribbon

CLASS G – CAKE DECORATING

Decorated cake may be done on dummies. Judging is based on decorating. Base of cake should be no more than 1” larger than cake. To prevent damage, decorated cakes may be brought to the fair between 8:00 and 9:00 a.m. on Thursday. (Entry tags MUST BE PICKED UP BY 8:00 p.m. Wednesday). Display in proper container.

Blue...\$2.50 Red...\$1.75 White...\$1.50 Pink...\$1.25

LOT NUMBER:

1. A set of decorated cookies (2)
 2. A set of decorated cupcakes (2)
 3. Decorated birthday cake
 4. Decorated cake other than birthday
 5. Creative decorated food (gingerbread or cookie house, sugar molding, etc.)
- Champion Ribbon

Grand Champion Cultural Arts..... Ribbon

CLASS A – COLOR

Four 3½x5 or 4x6 photographs

LOT NUMBER:

1. Nature without evidence of man
2. People
3. Special Occasion
4. Texture
5. *Scenic*
6. Flowers and/or plants
7. *Still- life*
8. *Buildings*
9. *Sun rise/Sun sets*
10. *Pets*
11. Any subject *that does not fit above categories*
Champion Ribbon

CLASS B – COLOR
CLASS C – BLACK & WHITE

Two photographs *enlarged. Minimum size 5"x7" and maximum size 8" x 12".*

LOT NUMBER:

1. Nature without evidence of man
2. People
3. Special Occasion
4. Texture
5. *Scenic*
6. Flowers and/or plants
7. *Still-life*
8. *Buildings*
9. *Sun rise/Sun sets*
10. *Pets*
11. Any subject *that does not fit above categories*
Champion Class B..... Ribbon
Champion Class C..... Ribbon

CLASS D– COLOR MATTED AND FRAMED
CLASS E – BLACK AND WHITE MATTED AND FRAMED

One enlargement. (Minimum size of print 5" x 7")

LOT NUMBER:

1. Nature without evidence of man
2. People
3. Special Occasion
4. Texture
5. *Scenic*
6. Flowers and/or plants
7. *Still- life*
8. *Buildings*
9. *Sun rise/Sun sets*
10. *Pets*
11. Any subject *that does not fit above categories*
Champion Class D..... Ribbon
Champion Class E..... Ribbon

DEPARTMENT 120
PHOTOGRAPHY – OPEN CLASS

Superintendent - Keith V. Bennett - 425-6405

JUDGING: Judging in this department will be at 9:00 a.m. on Thursday. Entries are to be brought to the Fairgrounds on Wednesday from noon until 8:00 p.m.

REGULATIONS:

1. No exhibitor shall compete against oneself in this Department. Cannot enter same class and lot number twice.
2. **Any article that has taken a premium at a former Pierce County Fair cannot compete for premiums again.**
3. Prints from the same negative, digital image, or slide cannot be used in more than one entry.
4. If photos are not entered correctly, they will be disqualified.
5. Displays must have only the entry number and description (Example: A-1 Nature, A-2 People, etc.). (Not required on framed entries D, E & F).
6. All photos will be judged according to composition, technical quality, and if they fit the category as follows: * Nature without evidence of man – Nature photos shall depict natural scenes, animals, plants, etc. without showing any evidence of man. Domestic animals are not acceptable. * People – Emphasis or main subject matter shall be a person or persons. * Special Occasion – Celebrations such as, weddings, parades, holidays, birthdays, etc. * Texture – Picture of any subject emphasizing texture.
7. **No framing or matting is allowed in Classes A, B & C. All entries must be mounted on sturdy white tag board or foam core measuring 18"x18" except classes D, E & F.**
8. Photographs must be securely mounted with *dry mounting, double stick tape, photo mounting cement, or other durable adhesive. Do not use rolled tape as photos fall off. Corner mounts are not allowed.*
9. Use of a digital camera is allowed. No computer altering is allowed. However, cropping and adjusting exposure is acceptable.
10. No borders, outlining or decorating of photos or tag board allowed.

NOTE: Entry tags must be placed on the upper right hand corner of all exhibits.

Blue...\$4.00 Red...\$3.00 White...\$2.00 Pink...\$1.00



CLASS F – CREATIVE COLLECTIONS

Each collection is limited to **10 pictures or less**. *No picture larger than 8" x 10"*.

LOT NUMBER:

1. Collages, color or *black & white (framed and ready for hanging)*. Maximum size 20" x 24" in a continuous frame.
2. Story Book, color or *black & white (must have dialog)*.
3. Decorated photo memory page (*one side only*).
Champion Ribbon

Reserve Grand Champion Photography..... Ribbon
Grand Champion Photography Ribbon



**DEPARTMENT 125
FOODS AND NUTRITION – OPEN CLASS**

Superintendents -
Pam Benitz - 647-3212
Laura Benitz - 220-8962

JUDGING: Please check the judging schedule in the front of this book for check-in time and judging time.

REGULATIONS:

- NO EXHIBITOR SHALL COMPETE AGAINST ONESELF IN DEPT. 125.
- When entering, place items on a small paper plate and put in a zip type plastic bag. Staple entry tag to outside bottom corner of bag.
- Each exhibitor must make his own product. Anyone sharing a batch or item will be disqualified.
- **All products to be made from scratch, no mixes.**
- No topping or frosting on baked goods unless stated in description.
- No food products accepted if baked in paper liners (except cupcakes).

CLASS A – PIES

REGULATIONS: To prevent spoilage, pies may be brought to the Fair between 8:00am and 9:00am on Thursday. Please bring small pies. ANY PIE OR PIE SHELL OVER SIX INCHES IN DIAMETER WILL NOT BE JUDGED.

Blue...\$2.00 Red...\$1.75 White...\$1.50 Pink...\$1.25

LOT NUMBER:

1. Apple crumb topped
2. Apple, double crust
3. Berry, any
4. Blueberry

5. Cherry
6. Peach
7. Rhubarb
8. Any other pie, do not bring pies such as cream, meringue, or pumpkin, that need refrigeration (include recipe)
9. Pastry shell in recyclable aluminum pan, 6" diameter or less
Champion Ribbon

CLASS B – CAKES

Decorated Cakes and Cookies have been moved to Department 118, Class G

Blue...\$2.00 Red...\$1.75 White...\$1.50 Pink...\$1.25

LOT NUMBER (all cakes are unfrosted.)

1. Devils Food Cake, 3" square cut from corner
2. Cupcakes, (2)
3. Bundt cake, 4" wedge, include recipe, do not use mix
4. Carrot cake, 3" square cut from corner
5. Pound cake, 3" piece cut from end
6. Chiffon cake, 4" wedge
7. Sponge cake, 4" wedge Applesauce cake, 3" square cut from corner
8. Banana cake, 3" square cut from corner
9. Zucchini cake, 3" square cut from corner
10. Butter cake, 3" square cut from corner
11. Angel food, 4" wedge
12. Jelly roll, 4" piece
13. Marble cake, 3" square cut from corner
Champion Ribbon

CLASS C – COOKIES

Decorated cookies and Gingerbread or Cookie Houses have been moved to Department 118 Class G.

Blue...\$1.75 Red...\$1.50 White...\$1.25 Pink...\$1.00

LOT NUMBER:

1. Chocolate drop (2)
2. Brownies (2) 2"x2"
3. Ginger snaps (2)
4. Sugar, rolled (2)
5. Oatmeal cookies (2)
6. Peanut butter (2)
7. Chocolate chip cookies (2)
8. Monster cookies (2)
9. Nationality cookies (2), may have traditional topping(s) or frosting (include recipe)
10. Refrigerator cookies (2)
11. Krum Kaka (2)
12. Bars, other than brownies (2) 2"x2", may have topping or frosting (include recipe)
13. Filled cookies (2)
14. Any gluten free cookies (2) (include recipe)
15. Any other creative cookies (2) (include recipe)
Champion Ribbon



CLASS D – BREADS AND ROLLS

All loaf breads to be cut from end

Blue...\$2.00 Red...\$1.75 White...\$1.50 Pink...\$1.25

LOT NUMBER:

1. 1/3 loaf health bread, yeast (include recipe)
 2. 1/3 loaf rye bread, yeast
 3. 1/3 loaf whole wheat bread yeast
 4. 1/3 loaf white bread yeast
 5. 1/3 loaf oatmeal, yeast
 6. 1/3 loaf yeast sour dough
 7. 1/3 loaf any other yeast bread, (include recipe)
 8. 1/3 loaf white bread, yeast made in bread machine
 9. 1/3 loaf any other bread, yeast made in bread machine
 10. Coffee cake, made with yeast, 3” square cut from corner, may have topping or frosting
 11. Fancy yeast bread, tea ring, braid, etc., may be frosted, (whole product)
 12. Raised doughnuts (2)
 13. Fried cakes (2)
 14. Plain rolls, yeast (2)
 15. Yeast caramel rolls (2)
 16. Yeast cinnamon rolls (2)
 17. Crescent rolls (2)
- Champion Ribbon

CLASS E – QUICK BREADS

Blue...\$1.75 Red...\$1.50 White...\$1.25 Pink...\$1.00

LOT NUMBER:

1. 1/3 loaf banana quick bread
 2. 1/3 loaf nut, fruit, quick bread
 3. 1/3 loaf lemon quick bread
 4. 1/3 loaf pumpkin quick bread
 5. 1/3 loaf zucchini quick bread
 6. 1/3 loaf poppy seed quick bread
 7. Coffee Cake, no yeast, 3” square cut from corner
 8. Blueberry muffins (2)
 9. Bran muffins (2)
 10. Any other muffin (2) include recipe
 11. Lefse (2)
 12. Scones (2)
- Champion Ribbon

CLASS F – CANDY – 3 pieces

Blue...\$1.75 Red...\$1.50 White...\$1.25 Pink...\$1.00

LOT NUMBER:

1. Traditional long cooked fudge
 2. Uncooked or short cooked fudge (e.g. marsh. cr. etc.)
 3. Sea foam/divinity
 4. Peanut Brittle
 5. Any other candy, include recipe
- Champion Ribbon

Grand Champion Foods & Nutrition (Class A-F)... Ribbon

CLASS G – CANNED FOODS & PRESERVES

REGULATIONS:

- Processing instructions should come from current UW-Extension (<http://learningstore.uwex.edu/Food-Preservation-and-Safety-C60.aspx>) or USDA (<http://foodsafety.psu.edu/canningguide.html>) websites, or most current Ball Blue Book guidelines.
- All foods must have been preserved within the last year, since previous Fair.
- All jars must be standard canning jars. Jars must be clean, sealed and in excellent condition.
- REMOVE ALL RINGS BEFORE ENTRY.
- All open kettle canning will be disqualified.
- Low acid vegetables, fish, and meat MUST be canned in pressure canner.
- Jars with paraffin will be disqualified.
- Each exhibit must be canned entirely by the exhibitor. You will be disqualified if you share a batch with someone.

ALL ENTRIES MUST INCLUDE THE FOLLOWING INFORMATION ON A 3X5 CARD STAPLED TO THE ENTRY TAG OR IT WILL NOT BE JUDGED:

Class

Name of Product.....

Date canned

Literature source & Publication date

Method of Preparation Hot Pack Cold Pack

Method of Processing

Boiling Water Bath ...Pressure Canner

Style of Gauge Dial Weighted

Pounds of Pressure.....

Time of Processing.....

Acid Added yes no What Kind?

Syrup What Kind?

Blue...\$1.75 Red...\$1.50 White...\$1.25 Pink...\$1.00

LOT NUMBER:

1. Applesauce
2. Blackberries
3. Cherries
4. Peaches, halves
5. Pears, halves
6. Raspberries
7. Rhubarb
8. Any other canned fruit
9. Beans, green, cut
10. Beans, yellow, cut
11. Carrots, cut
12. Sweet corn, cut from cob
13. Tomato juice
14. Tomato sauce or spaghetti sauce (no meat or meat products included)

OPEN FOODS

- 15. Tomato salsa
 - 16. Tomatoes, cut, hot pack
 - 17. Whole tomatoes, hot pack
 - 18. Any other canned vegetable
 - 19. Beet pickles
 - 20. Bread and butter pickles
 - 21. Chunk pickles
 - 22. Dill pickles
 - 23. Sliced sweet pickles
 - 24. Any other pickled fruit or vegetable
 - 25. *Any vegetable relish*
 - 26. Sauerkraut
 - 27. *Canned fish*
 - 28. Any canned meat
 - 29. Apple jelly
 - 30. Raspberry jelly
 - 31. Grape jelly
 - 32. Any other jelly
 - 33. Preserves, any kind
 - 34. Marmalade, any kind
 - 35. Strawberry jam
 - 36. Apricot jam
 - 37. Plum jam
 - 38. Raspberry jam
 - 39. Any other jam
 - 40. Apple butter
 - 41. Fruit *syrup*
- Champion Ribbon



CLASS H – DEHYDRATED FOOD

REGULATIONS:

- All food must have been dehydrated within the last year, since previous Fair.
- Exhibit ½ cup of dehydrated fruit or vegetable product and ¼ cup of dehydrated herb product in zip type plastic bag.
- Dehydrated foods will not be returned to exhibitor. Tape or staple the following information to the bag:

Class

Name of product

Date dehydrated

Pretreatment if necessary (explain what was done and why).....

Method of dehydration, (solar not recommended).....

Blue...\$1.75 Red...\$1.50 White...\$1.25 Pink...\$1.00

LOT NUMBER:

- 1. Apple
- 2. Bananas
- 3. Strawberries
- 4. Peaches
- 5. Other fruit
- 6. Carrots
- 7. Mushrooms, state variety
- 8. Onions
- 9. Peppers

- 10. Tomatoes
 - 11. Other Vegetable, label contents
 - 12. Parsley
 - 13. Chives
 - 14. Celery leaves
 - 15. Other herbs, label contents
 - 16. Fruit leather (1 piece)
 - 17. Meat jerky (2 strips)
- Champion Ribbon
- Grand Champion Food Preservation (Class G & H)
- Ribbon



DEPARTMENT 126
CLOTHING – OPEN CLASS
 Superintendent - Rita Bennett - 425-6405

JUDGING: Please check the judging schedule in the front of this book for check-in time and judging time.

REGULATIONS:

- NO EXHIBITOR SHALL COMPETE AGAINST ONESELF IN THIS DEPARTMENT.
- **Any article that has taken a ribbon placing or premium at a former Pierce County Fair cannot compete for ribbon placing or premium again.**
- Classes A and C must be sewn totally on regular sewing machine. Serger sewing will be disqualified in Classes A & C.
- All entries must be totally sewn by exhibitor.

CLASS A – ADULTS OR TEENAGE CLOTHING
CLASS B – ADULTS OR TEENAGE CLOTHING
 (Sewn partially or completely on serger machine)

Blue...\$4.50 Red...\$3.50 White...\$2.50 Pink...\$1.50

LOT NUMBER:

- 1. Jacket
- 2. Coat
- 3. Pant suit or suit
- 4. Sport Clothing, at least 3 pieces

Blue...\$2.50 Red...\$2.25 White...\$2.00 Pink...\$1.50

- 5. Dress
- 6. Wedding gown, party dress or formal

Blue...\$2.00 Red...\$1.75 White...\$1.50 Pink...\$1.25

- 7. Men's shirt
- 8. Men's slacks
- 9. Sleepwear
- 10. Any article of lingerie
- 11. Swimwear

CLASS C – CROCHETING

Blue...\$2.50 Red...\$2.25 White...\$2.00 Pink...\$1.50

LOT NUMBER:

1. Afghan made in one piece
2. Baby afghan
3. Any other crocheted afghan
4. Crocheted tablecloth (thread)
5. Crocheted bedspread (thread)
6. Crocheted dresser scarf or table runner (thread)
7. Afghan made in pieces

Blue...\$1.75 Red...\$1.50 White...\$1.25 Pink...\$1.00

8. Infant or child’s dress
9. Child or infant wear, 2 or more pieces
10. Stole, shawl or poncho
11. Crocheted doily, thread, 14” or smaller
12. Crocheted doily, thread, larger than 14”
13. Crocheted doily, yarn
14. Crocheted placemats
15. Any other crocheted item for the home, not listed above.
16. Toy or craft item
17. Doll Clothes
18. Baby booties or slippers
19. Clothing Accessory (not a dress)
20. Any other crocheted clothing item (such as vest)
21. Crocheted pillow
22. Christmas item (such as ornament, stocking etc.)
23. Crocheted item made from hand spun yarn
24. Felted hat, purse or bag
25. Any other felted item

Champion Ribbon

Grand Champion Knitting & Crocheting..... Ribbon



**DEPARTMENT 128
HOME FURNISHINGS – OPEN CLASS**

Superintendent - Georgia Kelm - 425-2793

JUDGING: Please check the judging schedule in the front of this book for check-in time and judging time.

REGULATIONS:

- NO EXHIBITOR SHALL COMPETE AGAINST ONESELF IN THIS DEPARTMENT.
- **Any article that has taken a ribbon placing or premium at a former Pierce County Fair cannot compete for ribbon placing or premium again.**

CLASS A – HOME FURNISHINGS

Blue...\$3.00 Red...\$2.50 White...\$2.00 Pink...\$1.50

LOT NUMBER:

1. Remodeled or refinished piece of furniture, must include statement of work done
2. Small creative accessory for home. The design to be original, 12” or smaller
3. Large creative accessory for home. The design to be original, larger than 12”
4. Large macramé piece, larger than 8”
5. Large article in stenciling, larger than 8”
6. Decorated grape vine wreath
7. Wreath, major part must be fabric
8. Any other wreath
9. Refinished small accessory for home, (clock, footstool, bookends, etc. Must include statement of work done)
10. Curtains or window covering

Blue...\$1.75 Red...\$1.50 White...\$1.25 Pink...\$1.00

11. Holiday decoration (no stitchery or quilting)
12. Holiday ornament (no stitchery or quilting)
13. Placemats, (4) or cloth for table
14. Pillow for home (not quilted)
15. Dresser scarf
16. Cloth covered book
17. Arrangement of natural plant material, do not use fresh flowers
18. Other arrangements
19. Small macramé piece, smaller than 8”
20. Small article is stenciling, smaller than 8”
21. Silk floral arrangement

Champion Ribbon

CLASS B – STITCHERY

Small items, Stitchery portion is 8” or less, large items, stitchery portion is larger than 8”, matting not included in size.


Blue...\$1.75 Red...\$1.50 White...\$1.25 Pink...\$1.00

LOT NUMBER:

1. Embroidered pillowcase or cases
2. Embroidered towels
3. Machine embroidery, small, 8” or less
4. Machine embroidery, larger than 8”
5. Crewel embroidery, small, 8” or less
6. Crewel embroidery, larger than 8”
7. Any other embroidery item
8. Any stamped or printed cross stitch item
9. *Basic* needlepoint article
10. Advanced needlepoint article (*includes specialty stitches, beads, etc.*)
11. Plastic canvas needlepoint, small, 8” or less
12. Plastic canvas needlepoint, larger than 8”
13. Article of hardanger
14. Holiday decoration (any form of stitchery)
15. Holiday ornament (any form of stitchery)

Blue...\$3.00 Red...\$2.50 White...\$2.00 Pink...\$1.50

- 16. Counted Cross stitch, small framed, 8" or less (simple)
- 17. Counted Cross stitch, large framed, larger than 8"(simple)
- 18. Any other simple article in cross stitch
- 19. Counted Cross stitch, small framed, 8" or less (advanced, includes half stitches etc.)
- 20. Counted Cross stitch, large, framed larger than 8" (advanced, includes half stitches etc.)
- 21. Any other advanced article in cross stitch
Champion Ribbon



CLASS C – QUILTS – HAND QUILTED

Blue...\$4.50 Red...\$3.50 White...\$2.50 Pink...\$1.50

CLASS – D – QUILTS – TIED OR BAR TACKED

CLASS E – QUILTS – MADE AND MACHINE

QUILTED BY EXHIBITOR

(using standard sewing machine)

CLASS F – QUILTS – COMMERCIALY QUILTED BY ANYONE (made by exhibitor)

Blue...\$3.00 Red...\$2.50 White...\$2.00 Pink...\$1.50

Bring small quilts & wall hangings on a clothes hanger

LOT NUMBER:

- 1. Quilt, hand pieced, any size
- 2. Appliquéd Quilt, any size
- 3. Embroidered Quilt, any size
- 4. Quilt, suitable for a baby or small child
- 5. Crazy Quilt
- 6. Scrap Quilt
- 7. Quilt, machine pieced, any size (not paper pieced)
- 8. Quilt, paper pieced, any size
- 9. Quilt made by more than one person – explain on a 3x5 card number of people and who did what
- 10. Memory or Album Quilt – write about it on a 3x5 card
- 11. Quilt, whole cloth – (classes C & E only)
- 12. Any other quilt not listed above (attach a 3x5 card with description as to why it doesn't fit in any other lot)
- 13. Wall hanging, perimeter not to exceed 150", on a 3x5 card describe method of hanging (tab, sleeve, quilt hanger, etc.)

- 14. Wall hanging, perimeter larger than 150", on a 3x5 card describe method of hanging (tab, sleeve, quilt hanger, etc.)
- 15. Quilted Pillow or Quillow
- 16. Quilted clothing or accessory for self
- 17. Accessory for the home (tree skirt, quilted cards, etc.) Not to include a wall hanging.
Champion each class (C, D, E and F)..... Ribbon

CLASS G – MISCELLANEOUS

Blue...\$1.75 Red...\$1.50 White...\$1.25 Pink...\$1.00

LOT NUMBERS:

- 1. Latch hook article
- 2. Finished article in Swedish weaving
- 3. Article in weaving
- 4. Potholders, 2 fancy, not crocheted
- 5. Potholders, 2 practical, not crocheted
- 6. Article with tatted edging
- 7. Tatting, any other item
- 8. *Item to accommodate a person with a disability*
- 9. Article in Basketry
- 10. Decorated basket

Blue...\$3.00 Red...\$2.50 White...\$2.00 Pink...\$1.50

- 11. Braided rug
- 12. Rag rug
- 13. Woven rug
- 14. Any other rug, not braided, rag or woven
Champion Ribbon

Grand Champion Home Furnishings Ribbon

NOTES: